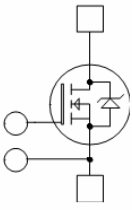
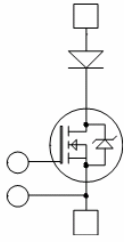
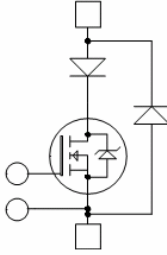
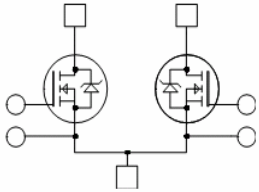
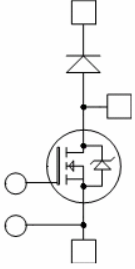
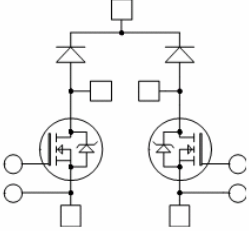
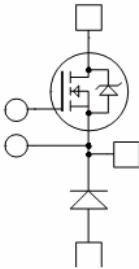
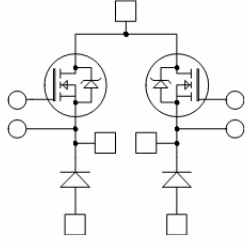
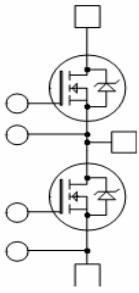
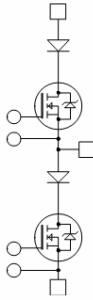
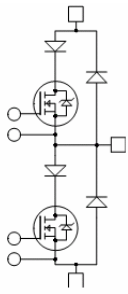
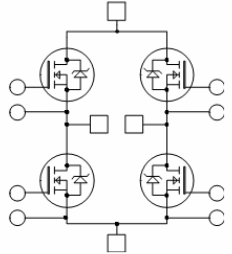
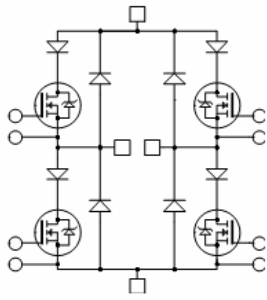
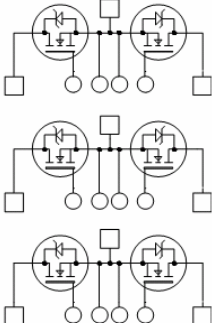
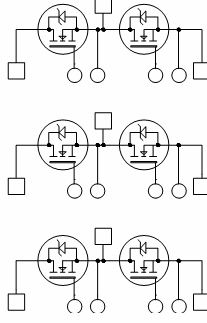


High Power to 500KW
High Current to 640A
MOSFET or COOLMOS with Si or SiC Diodes

High Voltage to 1200V
High Frequency to 200KHz

<p>SINGLE SWITCH</p> 	<p>SINGLE SWITCH+SERIES DIODE</p> 	<p>SINGLE SWITCH + SERIES AND PARALLEL DIODES</p> 	<p>DUAL COMMON SOURCE</p> 
<p>BOOST CHOPPER</p> 	<p>DUAL BOOST CHOPPER</p> 	<p>BUCK CHOPPER</p> 	<p>DUAL BUCK CHOPPER</p> 
<p>PHASE LEG</p> 	<p>PHASE LEG+SERIES DIODES</p> 	<p>PHASE LEG+SERIES AND SIC PARALLEL DIODES</p> 	<p>FULL BRIDGE</p> 
<p>FULL BRIDGE+SERIES AND PARALLEL DIODES</p> 	<p>TRIPLE DUAL COMMON SOURCE</p> 	<p>TRIPLE PHASE LEG</p> 	<p>ASYMMETRICAL BRIDGE</p> 