



APPLIANCE EFFICIENCY REGULATIONS

CALIFORNIA
ENERGY
COMMISSION



Revised July 2006
CEC-400-2006-002-REV1



ARNOLD SCHWARZENEGGER, Governor

CALIFORNIA ENERGY COMMISSION

Jackalyne Pfannenstiel
Chairman

James D. Boyd
Vice Chair

Commissioners:
Arthur H. Rosenfeld
John L. Geesman
Jeffrey D. Byron

Valerie Hall
Deputy Director
Efficiency, Renewables, and
Demand Analysis Division

G. William Pennington
Office Manager
Buildings and Appliances Office

B.B. Blevins
Executive Director

ABSTRACT

These Appliance Efficiency Regulations, (California Code of Regulations, Title 20, Sections 1601 through 1608) dated July 2006, were adopted by the California Energy Commission on May 24, 2006, and approved by the California Office of Administrative Law on June 23, 2006. These Appliance Efficiency Regulations replace all previous versions of California Appliance Efficiency Regulations.

The Appliance Efficiency Regulations include standards for both federally-regulated appliances and non-federally-regulated appliances. Twenty-one categories of appliances are included in the scope of these regulations. The standards within these regulations apply to appliances that are sold or offered for sale in California, except those sold wholesale in California for final retail sale outside the state and those designed and sold exclusively for use in recreational vehicles or other mobile equipment.

KEYWORDS

Appliance Efficiency Regulations, appliance standards, refrigerators, air conditioners, space heaters, water heaters, pool heaters, plumbing fittings, plumbing fixtures, showerheads, spray valves, faucets, tub spout diverters, water closets, urinals, fluorescent lamp ballasts, lamps, emergency lighting, exit signs, traffic signal modules, traffic signal lamps, luminaires, torchieres, metal halide luminaires, under-cabinet luminaires, dishwashers, clothes washers, clothes dryers, cooking products, food service equipment, electric motors, low voltage dry-type distribution transformers, external AC to DC and AC to AC power supplies, consumer electronics, consumer audio and video equipment, televisions, compact audio products, digital versatile disc players, digital versatile disc recorders, digital television adapters

TABLE OF CONTENTS

<u>Section</u>	<u>Title</u>	<u>Page</u>
TITLE 20 APPLIANCE EFFICIENCY REGULATIONS		
1601	Scope	1
1602	Definitions	4
1602.1	Rules of Construction	46
1603	Testing: All Appliances	47
1604	Test Methods for Specific Appliances	49
1605	Energy Performance, Energy Design, Water Performance, and Water Design Standards: In General	75
1605.1	Federal and State Standards for Federally-Regulated Appliances.....	77
1605.2	State Standards for Federally-Regulated Appliances.....	97
1605.3	State Standards for Non-Federally-Regulated Appliances.....	104
1606	Filing by Manufacturers; Listing of Appliances in Database	125
1607	Marking of Appliances	158
1608	Compliance, Enforcement, and General Administrative Matters	164

(This Table of Contents is not part of the Regulations but is provided for the convenience of the reader.)

LIST OF TABLES

<u>Table</u>	<u>Title</u>	<u>Page</u>
A-1	Non-Commercial Refrigerator, Refrigerator-Freezer, and Freezer Test Methods	49
A-2	Commercial Refrigerator, Refrigerator-Freezer, and Freezer Test Methods	50
B-1	Room Air Conditioner, Room Air-Conditioning Heat Pump, Packaged Terminal Air Conditioner, and Packaged Terminal Heat Pump Test Methods	51
C-1	Central Air Conditioner Test Methods	52
D	Spot Air Conditioner, Ceiling Fan, Evaporative Cooler, Whole House Fan, and Residential Exhaust Fan Test Methods	53
E-1	Gas and Oil Space Heater Test Methods	54
F-1	Small Water Heater Test Methods	55
G	Pool Heater Test Methods	62
P-1	Clothes Washer Test Methods	67
R	Cooking Product and Food Service Equipment Test Methods	67
A-3	Standards for Refrigerators, Refrigerator-Freezers, and Freezers	77
B-2	Standards for Room Air Conditioners and Room Air-Conditioning Heat Pumps	79
B-3	Standards for Packaged Terminal Air Conditioners and Packaged Terminal Heat Pumps	80
C-2	Standards for Single Phase Air-Cooled Air Conditioners with Cooling Capacity Less than 65,000 Btu Per Hour and Single Phase Air-Source Heat Pumps with Cooling Capacity Less than 65,000 Btu Per Hour, Not Subject to EPA Act	81
C-3	Standards for Air-Cooled Air Conditioners and Air-Source Heat Pumps Subject to EPA Act	82
C-4	Standards for Evaporatively-Cooled Air Conditioners	82
C-5	Standards for Water-Cooled Air Conditioners and Water-Source Heat Pumps	83
E-2	Standards for Gas Wall Furnaces, Floor Furnaces, and Room Heaters	84

LIST OF TABLES (Continued)

<u>Table</u>	<u>Title</u>	<u>Page</u>
E-3	Standards for Gas- and Oil-Fired Central Boilers.....	85
E-4	Standards for Gas- and Oil-Fired Central Furnaces.....	85
F-2	Standards for Large Water Heaters (Effective January 1, 1994 through October 28, 2003)	86
F-3	Standards for Large Water Heaters (New Standards Effective October 29, 2003).....	87
F-4	Standards for Large Water Heaters (Existing Standards Remaining in Effect On and After October 29, 2003)	87
H-1	Standards for Plumbing Fittings.....	89
I	Standards for Plumbing Fixtures	89
J-1	Standards for Fluorescent Lamp Ballasts and Replacement Fluorescent Lamp Ballasts 90	
J-2	Standards for Fluorescent Lamp Ballasts.....	91
K-1	Standards for General Service Fluorescent Lamps	91
K-2	Standards for Incandescent Reflector Lamps.....	92
O	Standards for Dishwashers.....	93
P-2	Energy Efficiency Standards for Residential Clothes Washers.....	93
Q	Standards for Clothes Dryers	94
S	Standards for Electric Motors.....	95
C-6	Standards for Air-Cooled Air Conditioners and Air-Source Heat Pumps	99
P-3	Water Efficiency Standards for Clothes Washers	102
A-4	Standards for Wine Chillers	104

LIST OF TABLES (Continued)

<u>Table</u>	<u>Title</u>	<u>Page</u>
A-5	Standards for Freezers that are Consumer Products	104
A-6	Energy Design Standards for Walk-In Refrigerators and Walk-In Freezers	105
A-7	Standards for Reach-In Cabinets, Pass-Through Cabinets, Roll-In or Roll-Through Cabinets, Refrigerated Canned and Bottled Beverage Vending Machines, and Wine Chillers that are Not Consumer Products.....	107-108
A-8	Standards for Automatic Commercial Ice Makers	109
C-7	Standards for Ground Water-Source and Ground-Source Heat Pumps	110
C-8	Standards for Air-Cooled Computer Room Air Conditioners.....	111
C-9	Standards for Water-Cooled, Glycol-Cooled, and Evaporatively-Cooled Computer Room Air Conditioners.....	111
C-10	Standards for Large Air-Cooled Packaged Air Conditioners.....	111
E-5	Standards for Boilers.....	112
E-6	Standards for Furnaces	113
E-7	Standards for Duct Furnaces and Unit Heaters	113
F-5	Standards for Small Water Heaters that are Not Federally-Regulated Consumer Products	115
H-2	Standards for Tub Spout Diverters	117
K-3	Standards for State-Regulated General Service Incandescent Lamps	118
L	Standards for Exit Signs	118

LIST OF TABLES (Continued)

<u>Table</u>	<u>Title</u>	<u>Page</u>
M-1	Standards for Traffic Signal Modules for Vehicle Control.....	119
M-2	Standards for Traffic Signal Modules for Pedestrian Control	119
N-1	Standards for Metal Halide Luminaires	120
N-2	Standards for Under-Cabinet Luminaires.....	121
P-4	Standards for Commercial Clothes Washers	121
T	Standards for Distribution Transformers.....	122
U-1	Standards for Power Supplies Effective January/July 1, 2007.....	123
U-2	Standards for Power Supplies Effective July 1, 2008.....	124
U-3	Standards for Consumer Audio and Video Equipment	124
V	Data Submittal Requirements.....	130
W	Requirements for Marking of Federally-Regulated Commercial and Industrial Equipment	160

(This List of Tables is not part of the Regulations but is provided for the convenience of the reader.)

**CALIFORNIA CODE OF REGULATIONS, TITLE 20:
DIVISION 2, CHAPTER 4, ARTICLE 4, SECTIONS 1601-1608:
APPLIANCE EFFICIENCY REGULATIONS**

Section 1601. Scope.

This Article applies to the following types of new appliances, if they are sold or offered for sale in California, except those sold wholesale in California for final retail sale outside the state and those designed and sold exclusively for use in recreational vehicles, or other mobile equipment. Each provision applies only to units manufactured on or after the effective date of the provision.

Note: For the applicability of these regulations to appliances installed in new building construction, see Sections 110 and 111 of Part 6 of Title 24 of the California Code of Regulations.

- (a) Refrigerators, refrigerator-freezers, and freezers that can be operated by alternating current electricity, including but not limited to refrigerated bottled or canned beverage vending machines, automatic commercial ice-makers, refrigerators with or without doors, freezers with or without doors, walk-in refrigerators, walk-in freezers, and water dispensers, but excluding the following types:
- (1) consumer products with total refrigerated volume exceeding 39 ft³;
 - (2) commercial refrigerators, commercial refrigerator-freezers, and commercial freezers with total refrigerated volume exceeding 85 ft³; except that walk-in refrigerators and walk-in freezers are not excluded.
 - (3) blast chillers; and
 - (4) automatic commercial ice makers with a harvest rate less than 50 lbs./24 hours and automatic commercial ice makers with a harvest rate greater than 2500 lbs./24 hours.
- (b) Room air conditioners, room air-conditioning heat pumps, packaged terminal air conditioners, and packaged terminal heat pumps.
- (c) Central air conditioners, which are electrically-powered unitary air conditioners and electrically-powered unitary heat pumps, except those designed to operate without a fan; and gas-fired air conditioners and gas-fired heat pumps.
- (d) Spot air conditioners, evaporative coolers, ceiling fans, whole house fans, and residential exhaust fans.
- (e) Vented gas space heaters and vented oil space heaters, vented and unvented infrared gas heaters, and gas-fired combination space-heating and water-heating appliances.

Note: See Health and Safety Code Section 19881 for restrictions on the sale of unvented gas space heaters and unvented oil space heaters.

- (f) Water heaters, including but not limited to hot water supply boilers.

- (g) Gas pool heaters, oil pool heaters, electric resistance pool heaters, heat pump pool heaters, residential pool pumps, and portable electric spas.
- (h) Plumbing fittings, which are showerheads, lavatory faucets, kitchen faucets, metering faucets, replacement aerators, wash fountains, tub spout diverters, and commercial pre-rinse spray valves.
- (i) Plumbing fixtures, which are water closets and urinals.
- (j) Fluorescent lamp ballasts that are designed to:
 - (1) operate at nominal input voltages of 120 or 277 volts,
 - (2) operate with an input current frequency of 60 Hertz, and
 - (3) be used with T5, T8, or T12 lamps.
- (k) Lamps, which are federally-regulated general service fluorescent lamps, federally-regulated incandescent reflector lamps, and state-regulated general service incandescent lamps.
- (l) Emergency lighting, which is illuminated exit signs.
- (m) Traffic signal modules and traffic signal lamps.
- (n) Luminaires, which are torchieres, metal halide luminaires, and under-cabinet luminaires.
- (o) Dishwashers that are federally-regulated consumer products.
- (p) Clothes washers that are federally-regulated consumer products; and commercial clothes washers.
- (q) Clothes dryers that are federally-regulated consumer products.
- (r) Cooking products that are federally-regulated consumer products; and food service equipment.
- (s) Electric motors, excluding definite purpose motors, special purpose motors, and motors exempted by the U.S. Department of Energy under 42 U.S.C. Section 6313(b).
- (t) Low voltage dry-type distribution transformers that are designed to operate at a frequency of 60 Hertz, and that have a rated power output of not less than 15 kVa.
- (u) Power supplies, which are single voltage external AC to DC and AC to AC power supplies included with other retail products, and single voltage external AC to DC or AC to AC power supplies sold separately, excluding power supplies that are classified as devices for human use under the Federal Food, Drug, and Cosmetic Act and require U.S. Food and Drug Administration listing and approval as a medical device; and consumer audio and video equipment, which are televisions, compact audio products, digital versatile disc players, digital versatile disc recorders, and digital television adapters.

NOTE: Authority cited: Sections 25213, 25218(e), 25402(a)-(c), and 25960, Public Resources

Code.

Reference: Sections 25216.5(d), 25402(a)-(c), and 25960, Public Resources Code.

Section 1602. Definitions.**(a) General.**

In this Article the following definitions apply. If a term is not defined here, the applicable definition in NAECA, EPAAct, or the test methods listed in Section 1604 shall apply where it is reasonable to do so.

“AC” means alternating current.

“Accessible place” means a place on an appliance that can be easily seen without the need for tools to remove any covering.

“AHAM” means the Association of Home Appliance Manufacturers.

“ANSI” means the American National Standards Institute.

“Approved industry certification program” means an appliance certification program that the Executive Director has determined, pursuant to Section 1603(b):

- (1) is operated by an appliance manufacturer trade association or other entity approved by the Executive Director;
- (2) is accredited by ANSI or ISO, or has received from a nationally-recognized entity an approval that provides substantially similar guarantees of substantive and procedural reliability and accuracy; and
- (3) provides:
 - (A) an internet-accessible listing of appropriate energy performance information that is updated at least every 6 months;
 - (B) testing of appliances according to applicable test methods and accurate reporting of test results;
 - (C) listings that:
 1. include no appliance not meeting an applicable federal standard,
 2. clearly and distinctly indicate which appliances meet the applicable federal standard but do not meet an applicable California standard, which shall be identified, and
 3. where there is no federal standard, clearly and distinctly indicate which appliances do not meet an applicable California standard which shall be identified; and
 - (D) verification of manufacturer-submitted data;

- (E) an appropriate procedure for program participants to challenge listed information; and
- (F) compatibility with the database described in Section 1606(c).

“ARI” means the Air-Conditioning and Refrigeration Institute.

“ASHRAE” means the American Society of Heating, Refrigerating and Air-Conditioning Engineers.

“ASME” means the American Society of Mechanical Engineers, International.

“Ballast” means a device used with an electric discharge lamp to obtain necessary circuit conditions (voltage, current and waveform) for starting and operating.

“Ballast efficacy factor” means the ratio of the relative light output to the power input of a fluorescent lamp ballast, as determined using the applicable test method in Section 1604(j).

“Basic model” of a federally-regulated consumer product means “basic model” as defined in 10 CFR Section 430.2 (2005). “Basic model” of any other appliance means all units of a given type of appliance (or class thereof) that are manufactured by one manufacturer, that have the same primary energy source, and that do not have any differing electrical, hydraulic, physical, or functional characteristics that affect energy consumption.

“Btu” means British thermal unit.

“°C” means degrees Celsius.

“cfm” means cubic feet per minute.

“CFR” means Code of Federal Regulations.

“Commission” means the California Energy Commission.

“Consumer product” means any article of a type which, to any significant extent, is distributed in commerce for personal use or consumption by individuals.

“CSA” means CSA International, which is also known as Canadian Standards Association International.

“Database” means the database established pursuant to Section 1606(c).

“Date of sale” means the day when the appliance is physically delivered to the buyer.

“DC” means direct current.

“Design standard” means a prescriptive standard, such as a ban on constant burning pilots or a requirement that a clothes washer have a particular feature.

“Directory” means a directory, a supplement thereto, or a part of a directory or supplement.

“Electric resistance heating” means the production of heat by passing electric current through a resistive element.

“Energy efficiency standard” means a performance standard expressed in numerical form, such as energy factor, EER, or thermal efficiency.

“EPAAct” means the Energy Policy Act of 1992, 42 U.S.C. Section 6311 et seq.

“Executive Director” means the Executive Director of the Commission or his or her designee.

“°F” means degrees Fahrenheit.

“Federally-regulated appliance” means an appliance that is federally-regulated commercial and industrial equipment or a federally-regulated consumer product.

“Federally-regulated commercial and industrial equipment” means commercial and industrial equipment for which there exists a test method and an energy conservation standard prescribed by or under EPAAct.

“Federally-regulated consumer product” means a consumer product for which there exists a test method and an energy conservation standard prescribed by or under NAECA.

“FSTC” means Pacific Gas and Electric Company’s Food Service Technology Center.

“Gallon (g)” means U.S. liquid gallon.

“GAMA” means the Gas Appliance Manufacturers Association.

“Gas” means natural gas or liquefied petroleum gas.

“gpm” means gallons per minute.

“HI” means the Hydraulic Institute.

“HI-G” means the Hydronics Institute – Division of GAMA.

“IAPMO” means the International Association of Plumbing and Mechanical Officials.

“Identifiers”, when referenced in relation to Table V data submittal requirements, means those fields shown in Table V for each specific appliance type that, when taken in combination for a specific model of a specific appliance type, represent the criteria for designating a model. At a minimum, each specific appliance type’s model “identifiers” will include (a) manufacturer, (b) brand, and (c) model number. Individual appliance types may include additional fields as identifiers. All identifiers are represented in Table V by an

asterisk (“*”). For purposes of compliance with Section 1606(e)(1), the identifiers represent fields that cannot be modified.

“ISO” means the International Organization for Standardization.

“kW” means kilowatt.

“kWh” means kilowatt-hour.

“LPG” means liquefied petroleum gas.

“Luminaire” means a complete lighting unit consisting of a lamp or lamps together with the parts designed to distribute the light, to position and protect the lamps and to connect the lamps to the power supply.

“Manufacturer” means any person engaged in the original production or assembly of an appliance. For plumbing fittings, federally-regulated general service fluorescent lamps, federally-regulated incandescent reflector lamps, and state-regulated general service incandescent lamps, “manufacturer” also means a private brand packager or reassembler.

“Model” means any collection of appliance units to which the manufacturer has assigned the same model number.

“Model number” means a combination of letters, digits, or characters representing the manufacturer, brand, design, or performance of an appliance.

“NAECA” means the National Appliance Energy Conservation Act, 42 U.S.C. Section 6291 et seq.

“NEMA” means the National Electrical Manufacturers Association.

“Non-federally-regulated appliance” means an appliance that is neither federally-regulated commercial and industrial equipment nor a federally-regulated consumer product.

“NSF International” means the National Sanitation Foundation, International.

“Other mobile equipment” means transportation machinery including but not limited to cars, trucks, trains, airplanes, boats, and buses, but excluding mobile homes and manufactured homes.

“Ozone-depleting substance” means any substance that has been found by the United States Environmental Protection Agency to act as a catalyst in the breaking down of ozone, O₃, into molecular oxygen, O₂.

“Performance standard” means a standard that specifies a minimum level of energy or water efficiency or a maximum level of energy or water consumption of an appliance.

“Private brand packager” means any person or entity that buys products from a manufacturer, packages them using its own brand name, and distributes them for sale using its own brand name.

“Reassembler” means any person or entity that buys products from a manufacturer, modifies them, and distributes them for sale using its own brand name.

“Recreational vehicle” means a van or utility vehicle used for recreational purposes.

“Statement,” as used in Section 1606, means a single and complete line of data for a specific model and end-use, containing all the data required in Table V for that appliance type.

“UL” means Underwriters Laboratories, Inc.

“U.S.C.” means the United States Code.

(b) Refrigerators, Refrigerator-Freezers, and Freezers.

“Automatic commercial ice-maker” means a factory-made assembly that is shipped in one or more packages that consists of a condensing unit and ice-making section operating as an integrated unit, that makes and harvests ice, and that may store or dispense ice.

“Automatic defrost system” means a defrost system in which the defrosting action for refrigerated surfaces is initiated and terminated automatically.

“Blast chiller” means a refrigerator designed to cool food products from 140° F to 40° F within four hours.

“Bottle-type water dispenser” means a water dispenser that uses a bottle or reservoir as the source of potable water.

“Buffet table” means a commercial refrigerator, such as a salad bar, that is designed with mechanical refrigeration and that is intended to receive refrigerated food, to maintain food product temperatures, and for customer service.

“Chest freezer” means a freezer to which access is gained through a top-opening door.

“Commercial freezer” means a freezer that is not a federally-regulated consumer product.

“Commercial refrigerator” means a refrigerator that is not a federally-regulated consumer product.

“Commercial refrigerator-freezer” means a refrigerator-freezer that is not a federally-regulated consumer product and that has one or more sources of refrigeration requiring an energy input.

“Compact freezer” means a freezer that has total volume less than 7.75 ft³ rated volume, as determined using 10 CFR, Part 430, Appendix B1 of Subpart B (2005), and that is 36 inches or less in height.

“Compact refrigerator” means a refrigerator that has total volume less than 7.75 ft³ rated volume, as determined using 10 CFR, Part 430, Appendix A1 of Subpart B (2005), and that is 36 inches or less in height.

“Compact refrigerator-freezer” means a refrigerator-freezer that has total volume less than 7.75 ft³ rated volume, as determined using 10 CFR, Part 430, Appendix A1 of Subpart B (2005), and that is 36 inches or less in height.

“Cube ice” means ice manufactured in small cubes or regular pieces.

“Drawer unit” means a residential refrigerator, residential freezer, or residential refrigerator-freezer, one or more of whose externally-accessed compartments are drawers.

“Flake ice” means ice produced by freezing a thin layer of water on a refrigerated cylinder and removing by a scraper.

“Freezer” means a cabinet that is designed as a unit for the freezing and storage of food, beverages, or ice at temperatures of 0° F or below and that has a source of refrigeration requiring an energy input.

“Freezer compartment” means a compartment designed for the freezing and storage of food, beverages, or ice at temperatures below 8° F.

“Freezer volume” means net freezer compartment volume as defined in ANSI/AHAM HRF1-1979.

“Ice cream cabinet” means a reach-in cabinet commercial freezer that has top, or top and side, doors that are hinged or sliding and that is designed for the storage or dispensing of ice cream or similar foods.

“Integrated average product temperature” means the integrated average of all test package temperatures as determined using the applicable test method in Section 1604(a).

“Internal freezer refrigerator” means a refrigerator that includes a compartment contained within the refrigerator cabinet that is designed for the short-term storage of food at temperatures below 32° F.

“Kitchen unit” means a compact refrigerator, with or without an internal freezer, integrated with other appliances or facilities, including but not limited to microwave ovens, sinks, and electric cooktops.

“LPW” means “average lamp efficacy (LPW)” as defined in Section 1602(k).

“Manual defrost system” means a defrost system in which the defrosting action for refrigerated surfaces is initiated or terminated manually.

“Milk, beverage, and ice cream cabinet” means a reach-in cabinet commercial refrigerator-freezer that has top, or both top and side, doors that are hinged or sliding and that is designed for the storage or dispensing of milk or other beverages, and ice cream or similar foods.

“Milk or beverage cabinet” means a reach-in cabinet commercial refrigerator that has top, or both top and side, doors that are hinged or sliding and that is designed for the storage or dispensing of milk or other beverages.

“Non-commercial freezer” means

(1) a freezer that is a federally-regulated consumer product or

(2) a freezer exceeding 30 ft³ but not exceeding 39 ft³ that is a consumer product.

“Non-commercial refrigerator” means a refrigerator that is a federally-regulated consumer product or a wine chiller that is a consumer product.

“Non-commercial refrigerator-freezer” means a refrigerator-freezer that is a federally-regulated consumer product.

“Partial automatic defrost system” means a defrost system in which the defrosting action for refrigerated surfaces in the refrigerator compartment is initiated and terminated automatically and the defrosting action for refrigerated surfaces in the freezer is initiated manually.

“Pass-through cabinet” means a commercial refrigerator or commercial freezer with hinged or sliding doors on both front and rear of the refrigerator or freezer.

“Point of use water dispenser” means a water dispenser that uses a pressurized water utility connection as the source of potable water.

“Preparation table” means a commercial refrigerator with a countertop refrigerated compartment with or without cabinets below, and with self-contained refrigeration equipment.

“Reach-in cabinet” means a commercial refrigerator, commercial refrigerator-freezer, or commercial freezer with hinged or sliding doors or lids, but excluding roll-in or roll-through cabinets and pass-through cabinets.

“Refrigerated bottled or canned beverage vending machine” means a commercial refrigerator that cools bottled or canned beverages and dispenses them upon payment.

“Refrigerated multi-package beverage vending machine” means a refrigerated beverage vending machine that is able to display and dispense at least 20 discrete types of beverages.

“Refrigerator” means a cabinet that is designed for the refrigerated storage of food, including but not limited to solid food and wine, beer, and other beverages, at temperatures above 32° F, and that has a source of refrigeration requiring an energy input. It may include a compartment for the freezing and storage of food at temperatures below 32° F, but it does not provide a separate low temperature compartment designed for the freezing and storage of food at temperatures below 8° F.

“Refrigerator compartment” means a compartment designed for the refrigerated storage of food, including but not limited to solid food and wine, beer, and other beverages, at temperatures above 32° F.

“Refrigerator volume” means fresh food compartment volume as defined in ANSI/AHAM HRF1-1979.

“Refrigerator-freezer” means a cabinet that:

- (1) consists of two or more compartments with at least one of the compartments designed for the refrigerated storage of food, including but not limited to solid food and wine, beer, and other beverages, at temperatures above 32° F;
- (2) has at least one of the compartments designed for the freezing and storage of food or ice at temperatures below 8° F that may be adjusted by the user to a temperature of 0° F or below; and
- (3) has a source of refrigeration requiring an energy input.

“Remote,” in reference to any refrigerator, freezer, refrigerator-freezer, reach-in cabinet, pass-through cabinet, roll-in or roll-through cabinet, walk-in refrigerator, or walk-in freezer means an appliance that:

- (1) receives refrigerant fluid from a condensing unit located externally to its cabinet assembly; and
- (2) is capable of being purchased and installed with different types of compressor or condenser, so that its efficiency depends on the type of compressor or condenser applied by the purchaser, installer, or user.

“Roll-in or roll-through cabinet” means a commercial refrigerator or commercial freezer that allows wheeled racks of product to be rolled into or through the refrigerator or freezer.

“Self-contained freezer” means a freezer that has the condensing unit mounted in or on the freezer cabinet.

“Self-contained refrigerator” means a refrigerator that has the condensing unit mounted in or on the refrigerator cabinet.

“Self-contained refrigerator-freezer” means a refrigerator-freezer that has the condensing unit mounted in or on the refrigerator-freezer cabinet.

“Standard vendible capacity” means the maximum quantity of standard product that can be dispensed from one full loading of a refrigerated bottled or canned beverage vending

machine without further reload operations when used as recommended by the manufacturer.

“Total volume” means the sum of refrigerator volume and freezer volume.

“Undercounter cabinet” means a reach-in cabinet commercial refrigerator or reach-in cabinet commercial freezer that has no worktop surface and that is intended for installation under a separate counter.

“Upright freezer” means a freezer to which access is gained through a side-opening door.

“Walk-in freezer” means a space refrigerated to temperatures below 32° F that can be walked into.

“Walk-in refrigerator” means a space refrigerated to temperatures at or above 32° F that can be walked into.

“Water dispenser” means a factory-made assembly that mechanically cools and heats potable water and that dispenses the cooled or heated water by integral or remote means.

“Wine chiller” means a refrigerator designed for the cooling and storage of wine.

“Worktop table” means a counter-height commercial refrigerator or freezer with a worktop surface.

(c) **Air Conditioners.**

“Air conditioner” means an appliance that supplies cooled air to a space for the purpose of cooling objects within the space.

“Air-cooled air conditioner” means an air conditioner using an air-cooled condenser.

“Air-source heat pump” means an appliance that consists of one or more factory-made assemblies, that includes an indoor conditioning coil, a compressor, and a refrigerant-to-air heat exchanger, and that provides heating and cooling functions.

“Casement-only room air conditioner” means a room air conditioner with an encased assembly designed for mounting in a casement window with a width of 14.8 inches or less and a height of 11.2 inches or less.

“Casement-slider room air conditioner” means a room air conditioner with an encased assembly designed for mounting in a sliding or casement window with a width of 15.5 inches or less.

“Casement window” means a window that opens on hinges at the side.

“Central air conditioner” means an air conditioner that is capable of cooling only by refrigeration and is not a room air conditioner or a packaged terminal air conditioner.

“Central air-conditioning heat pump” means a central air conditioner that is capable of cooling and heating by refrigeration.

“Coefficient of performance (COP)” of a heat pump means the ratio of the rate of useful heat output delivered by the complete heat pump unit (exclusive of supplementary heating) to the corresponding rate of energy input, in consistent units and as determined using the applicable test method in Section 1604(b) or 1604(c).

“Compressor motor nominal horsepower” means the horsepower of a compressor motor as listed on the compressor motor's nameplate.

“Compressor power” means the rate of electrical consumption of a compressor, in watts.

“Computer-room air conditioner” means a central air conditioner specifically designed for use in data processing areas, maintaining an ambient temperature of approximately 72° F and a relative humidity of approximately 52 percent.

“Cooling capacity” means a measure of the ability of an air conditioner to remove heat from an enclosed space, as determined using the applicable test method in Section 1604(b) or 1604(c).

“db” means dry bulb.

“Energy efficiency ratio (EER)” means the cooling capacity of an air conditioner in Btu per hour divided by the total electrical input in watts, as determined using the applicable test method in Section 1604(b) or 1604(c).

“Evaporatively-cooled air conditioner” means an air conditioner whose refrigerating system has an evaporatively-cooled condenser.

“Gas-fired air-conditioner” means an air conditioner which utilizes gas as the primary fuel.

“Gas-fired heat pump” means a heat pump which utilizes gas as the primary fuel.

“Ground-source closed-loop heat pump” means an appliance that:

- (1) consists of one or more factory-made assemblies;
- (2) includes an indoor conditioning coil with air moving means, a compressor, and a refrigerant-to-ground heat exchanger; and
- (3) provides heating, cooling, or heating and cooling functions.

“Ground water-source heat pump” means an appliance that:

- (1) consists of one or more factory-made assemblies;
- (2) includes an indoor conditioning coil with air moving means, a compressor, and a refrigerant-to-water heat exchanger; and
- (3) provides heating, cooling, or heating and cooling functions.

“Heat pump” means an appliance, other than a packaged terminal heat pump, that consists of one or more assemblies; that uses an indoor conditioning coil, a compressor,

and a refrigerant-to-outdoor air heat exchanger to provide air heating; and that may also provide air cooling, dehumidifying, humidifying, circulating, or air cleaning.

“Heating seasonal performance factor (HSPF)” means the total heating output of a central air-conditioning heat pump during its normal usage period for heating, divided by the total electrical energy input in watt-hours during the same period, as determined using the applicable test method in Section 1604(c).

“Indoor fan electrical input” means the electrical input required for the operation of an indoor fan, in watts.

“Indoor fan motor nominal horsepower” means the horsepower of an indoor fan motor as listed on the fan motor’s nameplate.

“Indoor fan motor type” means the internal construction design of a motor.

“Integrated part load value (IPLV)” means part load efficiency, as determined using the applicable test method in Section 1604(c).

“Outdoor fan electrical input” means the electrical input required for the operation of an outdoor fan, in watts.

“Outdoor fan motor nominal horsepower” means the horsepower of an outdoor fan motor as listed on the fan motor’s nameplate.

“Packaged terminal air conditioner” means a wall sleeve and a separate unencased combination of heating and cooling assemblies that
(1) is intended for mounting through the wall and
(2) includes a prime source of refrigeration, separable outdoor louvers, forced ventilation, and heating availability by hot water, steam, or electric resistance heat.

“Packaged terminal heat pump” means a packaged terminal air conditioner that uses reverse cycle refrigeration as its prime heat source and that has a supplementary heat source of hot water, steam, or electric resistance heat.

“Premium motor” means a premium motor as defined in *NEMA Premium™: Product Scope and Nominal Efficiency Levels (2001)*.

“Room air conditioner” means a factory-encased air conditioner that is designed
(1) as a unit for mounting in a window, through a wall, or as a console, and
(2) for delivery without ducts of conditioned air to an enclosed space.

“Room air-conditioning heat pump” means a room air conditioner that is capable of heating by refrigeration.

“Seasonal energy efficiency ratio (SEER)” means the total cooling output of an air-cooled central air conditioner during its normal annual usage period for cooling, divided by the total

electrical energy input in watt-hours during the same period, as determined using the applicable test method in Section 1604(c).

“Single package central air conditioner” means a central air conditioner in which all the major assemblies are enclosed in one cabinet.

“Single package heat pump” means a heat pump in which all the major assemblies are enclosed in one cabinet.

“Space constrained product” means a central air conditioner or heat pump:

- (1) that has rated cooling capacities no greater than 30,000 BTU/hr;
- (2) that has an outdoor or indoor unit having at least two overall exterior dimensions or an overall displacement that:
 - (i) are (is) substantially smaller than those of other units that are
 - (a) currently installed in site-built single family homes, and
 - (b) of a similar cooling, and , if a heat pump, heating, capacity, and
 - (ii) if increased, would certainly result in a considerable increase in the usual cost of installation or would certainly result in a significant loss in the utility of the product to the consumer; and
- (3) of a product type that was available for purchase in the United States as of December 1, 2000.

“Split system central air conditioner” means a central air conditioner in which one or more of the major assemblies are separate from the others.

“Split system heat pump” means a unitary heat pump in which one or more of the major assemblies are separate from the others in a central air conditioner or a central air conditioning heat pump.

“Standard motor” in a central air conditioner or a central air-conditioning heat pump means a motor that is not a premium motor.

“Thermostatic expansion valve (TXV)” means a refrigerant metering valve, installed in an air conditioner or heat pump, which controls the flow of liquid refrigerant entering the evaporator in response to the super heat of the gas leaving it.

“Unitary air conditioner” means a central air conditioner consisting of one or more factory-made assemblies that include an evaporator or cooling coil and an electrically-driven compressor and condenser combination.

“Unitary heat pump” means a central air conditioning heat pump that consists of one or more factory-made assemblies, including an indoor conditioning coil, a compressor, and an outdoor coil, that provides a heating function, and that may provide a cooling function.

“Water-cooled air conditioner” means an air conditioner whose refrigerating system has a water-cooled condenser.

“Water-source heat pump” means an appliance that:

- (1) consists of one or more factory-made assemblies;
- (2) includes an indoor conditioning coil, a compressor, and a refrigerant-to-water heat exchanger; and
- (3) provides heating and cooling functions.

“wb” means wet bulb.

“Year-round air conditioner” means an appliance that contains an air conditioner and a furnace in the same cabinet.

(d) **Spot Air Conditioners, Evaporative Coolers, Ceiling Fans, Whole House Fans, and Residential Exhaust Fans.**

“Ceiling fan” means a non-oscillating fan that is suspended from a ceiling and that circulates air by the rotation of fan blades no more than 45° from horizontal.

“Cooling efficiency ratio (CER)” means the efficiency of a spot air conditioner obtained by dividing the sum of the cooling capacity and the fan electrical input, both in Btu per hour by the total electrical input in watts, all as determined using the test method specified in Section 1604(d).

“Direct evaporative cooler” means a heat and mass transfer device used to adiabatically cool air passing through the device by the process of evaporating water directly exposed to this air.

“Evaporative cooler” means an appliance that cools indoor air directly or indirectly by evaporation of water. “Evaporative Cooler” does not include portable or spot evaporative coolers.

“Evaporative cooler efficiency ratio (ECER)” means a measure of the cooling efficiency defined in Table D of Section 1604(d).

“Indirect evaporative cooler” means a heat and mass transfer device used to sensibly cool a primary airstream, without addition of moisture, by means of an evaporatively cooled secondary airstream.

“Low-profile ceiling fan” means a ceiling fan where the motor mounts directly to the ceiling and that cannot be mounted using a down-rod.

“Packaged direct evaporative cooler” means a direct evaporative cooler with an air-moving device that includes the entire water distribution, collection, and recirculation system with pump and piping. “Packaged direct evaporative cooler” does not include portable or spot evaporative coolers.

“Packaged indirect evaporative cooler” means an indirect evaporative cooler with integrated or nonintegrated primary and secondary air passages and provided with both primary and secondary air-moving devices. This device also includes the entire water distribution, collection, and recirculation system with pump and piping.

“Packaged indirect/direct evaporative cooler” means a product incorporating both an indirect evaporative cooler and a direct evaporative cooler, and including the entire water distribution, collection, and recirculation system with pump and piping.

“Portable or Spot Evaporative Cooler” means an evaporative cooler that is non-ducted, not designed for permanent installation, and can be plugged into a standard mains outlet.

“Residential exhaust fan” means a permanently installed bathroom, kitchen, or utility room ceiling or wall-mounted exhaust fan. “Residential exhaust fan” does not include the exhaust fans included in microwave / oven hood combination units.

“Spot air conditioner” means an air conditioner that discharges cool air into a space and discharges rejected heat back into that space, where there is no physical boundary separating the discharges.

“Whole house fan” means an exhaust fan that is mounted in the ceiling of a residence that is capable of moving 1,000 cfm or more, and that provides cooling or fresh air.

(e) Gas and Oil Space Heaters.

“Annual fuel utilization efficiency (AFUE)” of a space heater means a measure of the percentage of heat from the combustion of gas or oil that is transferred to the space being heated during a year, as determined using the applicable test method in Section 1604(e).

“Automatic flue damper” means a device intended for installation in the venting system, in the outlet of or downstream of the appliance draft hood, of an individual automatically operated gas-fired appliance and which is designed to automatically open the venting system when the appliance is in operation and to automatically close the venting system when the appliance is in standby.

“Boiler” means a space heater that is a self-contained appliance for supplying steam or hot water primarily intended for space-heating. “Boiler” does not include hot water supply boilers.

“Central furnace” means a self-contained space heater designed to supply heated air through ducts of more than 10 inches length.

“Combination space-heating and water-heating appliance” means an appliance that is designed to provide both space heating and water heating from a single primary energy source.

“Combined annual efficiency (CAE)” means $[(SHF \times Eff_{y_{hs}}/100) + (WHF \times Eff_{y_{ss}}/100) + (R \times NHF \times EF)]$ divided by $[SHF + WHF + (R \times NHF)]$ as defined in the applicable test method in Section 1604(e)(3).

“Combustion efficiency of a space heater” means a measure of the percentage of heat from the combustion of gas or oil that is transferred to the space being heated or lost as jacket loss, as determined using the applicable test method in Section 1604(e).

“Duct furnace” means a space heater designed to be installed within a duct.

“Energy consumption during standby” means the energy consumed by a gas or oil space heater when the main burner is not operating, not including energy consumption related to associated cooling equipment, and reported in watts, based on a conversion factor of 3.412 Btu per watt-hour.

“Fan type gas space heater” means a space heater in which heat is distributed to the surrounding area through the use of an electric fan.

“Floor furnace” means a self-contained, floor-mounted space heater without ducts.

“Floor-mounted unit heater” means a unit heater designed for mounting on the floor rather than suspension mounting.

“Gravity type gas space heater” means a gas space heater in which heat is distributed to the surrounding area as a result of the differences in densities of cooler and warmer air in the surrounding atmosphere.

“High intensity infrared heater” means an infrared gas space heater that has a radiating surface that operates at or above 1,350° F.

“High static unit heater” means a unit heater that has an integral means for the circulation of air against 0.2 inch or greater static pressure.

“Indoor duct furnace” means a duct furnace designed to operate under sheltered conditions.

“Infrared gas space heater” means a gas space heater that directs a substantial amount of its energy output in the form of infrared energy into the area to be heated.

“Low intensity infrared heater” means an infrared gas space heater that has a radiating surface that operates at less than 1,350° F.

“Low static unit heater” means a unit heater that has an integral means for the circulation of air against less than 0.2 inch static pressure.

“Non-packaged boiler” means a boiler that is not a packaged boiler.

“Outdoor duct furnace” means a duct furnace designed to function normally under varying outdoor weather conditions.

“Output” means the rate of useful heat output when operating under steady state conditions.

“Packaged boiler” means a boiler that is shipped complete with heating equipment, mechanical draft equipment, and automatic controls, including factory-built boilers, manufactured as a unit or system, disassembled for shipment, and reassembled at the site.

“Patio heater” means an infrared gas space heater that is designed for warming outdoor areas using radiant heat.

“Portable infrared heater” means a free-standing infrared gas space heater designed with the intent of being moved from one space to another.

“Power venting” means a venting system that uses a motorized blower to vent the products of combustion. A power vent is interlocked with the appliance to ensure that proper draft is achieved before the appliance burner is activated.

“Premium motor” means a premium motor as defined in *NEMA Premium™: Product Scope and Nominal Efficiency Levels (2001)*.

“Radiant coefficient” means a measure of efficiency of an infrared heater, as determined using the applicable test method in Section 1604(e).

“Radiant tube-type infrared heater” means a low-intensity infrared gas space heater in which combustion takes place within a tube.

“Room heater” means a free-standing non-recessed space heater.

“Space heater” means an appliance that supplies heat to a space for the purpose of providing warmth to objects within the space.

“Standard motor” of a central gas furnace means a motor that is not a premium motor.

“Standby loss” of a boiler means the sum of the gas used by the pilot (converted to watts), the electricity used by controls, and any other energy used while the boiler is not operating.

“Steam boiler” means a boiler that supplies steam.

“Thermal efficiency” of a space heater means a measure of the percentage of heat from the combustion of gas or oil that is transferred to the space being heated, or in the case of a boiler, to the hot water or steam, as determined using the applicable test methods in Section 1604(e).

“Unit heater” means a self-contained, automatically-controlled, vented fan-type gas space heater designed to be installed without ducts, within the heated space.

“Unvented gas space heater” means a gas space heater designed to be used without a vent.

“Unvented oil space heater” means an oil space heater designed to be used without a vent.

Note: See Health and Safety Code Section 19881 for restrictions on the sale of unvented gas space heaters and unvented oil space heaters.

“Vented gas space heater” means a gas space heater designed to be used with a vent.

“Vented oil space heater” means an oil space heater designed to be used with a vent.

“Wall furnace” means a wall-mounted, self-contained space heater without ducts that exceed 10 inches.

“Water boiler” means a boiler that supplies hot water.

(f) **Water Heaters.**

“Booster water heater” means a water heater that raises the temperature of the preheated water supplied to the unit typically from 110° F - 140° F to 180° F - 195° F.

“Energy factor” of a water heater means a measure of overall water heater efficiency, as determined using the applicable test method in Section 1604(f).

“Energy input rate” of a booster water heater means the peak rate at which a booster water heater consumes energy expressed in Btu/hr or kW.

“Heat pump water heater” means a device using the vapor compression cycle to transfer heat from a low-temperature source to a higher temperature sink for the purpose of heating water, including all necessary ancillary equipment, fans, blowers, pumps, storage tanks, piping, and controls.

“Hot water dispenser” means a small electric water heater that has a measured storage volume no greater than 1.0 gallon.

“Hot water supply boiler” means an appliance for supplying hot water for purposes other than space heating or pool heating.

“Input” means rate of energy consumption.

“Instantaneous water heater” means a water heater that has an input rating of at least 4,000 Btu per hour per gallon of stored water.

“Large water heater” means a water heater that is not a small water heater.

“Mini-tank electric water heater” means a small electric water heater that has a measured storage volume more than 1.0 gallon and a rated storage volume less than 20 gallons.

“Recovery efficiency” of a water heater means the ratio of energy delivered to the water to the energy content of the fuel consumed by the water heater, as determined using the applicable test method in Section 1604(f).

“Small water heater” means a water heater that is a gas storage water heater with an input of 75,000 Btu per hour or less, an oil storage water heater with an input of 105,000 Btu per hour or less, an electric storage water heater with an input of 12 kW or less, a gas instantaneous water heater with an input of 200,000 Btu per hour or less, an oil instantaneous water heater

with an input of 210,000 Btu per hour or less, an electric instantaneous water heater with an input of 12 kW or less, or a heat pump water heater rated at 24 amps or less.

“Storage water heater” means a water heater that heats and stores water within the appliance at a thermostatically-controlled temperature for delivery on demand, and that has an input less than 4,000 Btu per hour per gallon of stored water.

“Tabletop water heater” means a water heater in a rectangular box enclosure designed to slide into a kitchen countertop space with typical dimensions of 36 inches high, 25 inches deep, and 24 inches wide.

“Thermal efficiency” of a water heater means a measure of the percentage of heat from the combustion of gas or oil that is transferred to the water, as determined using the applicable test method in Section 1604(f).

“Water heater” means an appliance for supplying hot water for purposes other than space heating or pool heating.

(g) Pool Heaters, Residential Pool Pumps, and Portable Electric Spas.

“Coefficient of performance (COP)” of a heat pump pool heater means the ratio of heat output to the total power input in consistent units, as determined using the applicable test method in Section 1604(g).

“Heat pump pool heater” means an air-to-water heat pump pool heater, employing a compressor, water-cooled condenser, and outdoor air coil in a single package assembly.

“Low temperature rating” means the conditions described as “low temperature rating” in Table G of Section 1604(g).

“Pool heater” means an appliance designed for heating non-potable water contained at atmospheric pressure for swimming pools, spas, hot tubs and similar applications.

“Portable electric spa” means a factory-built electric spa or hot tub, supplied with equipment for heating and circulating water.

“Readily accessible on-off switch” of a pool heater means an on-off switch located in a place that can be easily used without the need for tools to remove any covering when the pool heater is on display in a store or when it is installed.

“Residential pool pump” means a pump used to circulate and filter pool water in order to maintain clarity and sanitation.

“Service factor (of an AC motor)” means a multiplier which, when applied to the rated horsepower, indicates a permissible horsepower loading which can be carried under the conditions specified for the service factor.

“Spa conditions rating” means the conditions described as “spa conditions rating” in Table G of Section 1604(g).

“Standard temperature rating” means the conditions described as “standard temperature rating” in Table G of Section 1604(g).

“Thermal efficiency” of a pool heater means a measure of the percentage of heat from the input that is transferred to the water, as determined using the applicable test method in Section 1604(g).

“Total horsepower (of an AC motor)” means a value equal to the product of the motor’s service factor and the motor’s nameplate (rated) horsepower.

(h) **Plumbing Fittings.**

“Commercial pre-rinse spray valve” means a hand-held device designed to spray water on dishes, flatware, and other food service items for the purpose of removing food residue prior to the placement of such items in a commercial automatic dishwasher.

“Flow rate” means the rate of water flow of a plumbing fitting, as determined using the applicable test method in Section 1604(h).

“Kitchen faucet” means a faucet designed for discharge into a kitchen sink.

“Kitchen replacement aerator” means an aerator sold as a replacement, separate from the kitchen faucet to which it is intended to be attached.

“Lavatory” means a basin or bowl designed for washing the face and hands.

“Lavatory faucet” means a plumbing fitting designed for discharge into a lavatory.

“Lavatory replacement aerator” means an aerator sold as a replacement, separate from the lavatory faucet to which it is intended to be attached.

“Leakage rate” means the rate of leakage through a tub spout diverter directly into the bathtub when the diverter is in the diverting position, as determined using the applicable test method in Section 1604(h).

“Lift-type tub spout diverter” means a tub spout diverter that is operated by lifting the control.

“Metering faucet” means a faucet that, when turned on, will gradually shut itself off over a period of several seconds.

“Plumbing fitting” means a showerhead, lavatory faucet, kitchen faucet, metering faucet, lavatory replacement aerator, kitchen replacement aerator, wash fountain, or tub spout diverter.

“psi” means pounds per square inch.

“Pull-type tub spout diverter” means a tub spout diverter that is operated by pulling the control.

“Push-type tub spout diverter” means a tub spout diverter that is operated by pushing the control.

“Showerhead” means a device through which water is discharged for a shower bath.

“Showerhead-tub spout diverter combination” means a group of plumbing fittings sold as a matched set and consisting of a control valve, a tub spout diverter, and a showerhead.

“Tub spout diverter” means a device designed to stop the flow of water into a bathtub and to divert it so that the water discharges through a showerhead.

“Turn-type tub spout diverter” means a tub spout diverter that is operated by turning the control.

“Wash fountain” means a lavatory faucet designed for simultaneous use by two or more persons.

(i) **Plumbing Fixtures.**

“Blowout type bowl” means a nonsiphonic type water closet bowl that is designed for a blowout action, and that has an integral flushing rim, a trapway at the rear of the bowl, a visible or concealed jet, a wall outlet, and, if wall mounted, a three bolt hole configuration.

“Blowout water closet” means a water closet with a blowout type bowl.

“Electromechanical hydraulic water closet” means a water closet that incorporates an electric motor, pump, and controller to facilitate the flushing action.

“Flushometer tank” means a flushometer valve that is integrated within an accumulator vessel affixed and adjacent to a plumbing fixture inlet so as to cause an effective enlargement of the supply line immediately before the fixture.

“Flushometer tank water closet” means a water closet utilizing a flushometer tank.

“Flushometer valve” means a valve that is attached to a pressurized water supply pipe and that is designed so that when actuated it opens the line for direct flow into the fixture at a rate and predetermined quantity to properly operate the fixture, and then gradually closes in order to provide trap reseal in the fixture and to avoid water hammer. The pipe to which the device is connected is, in itself, of sufficient size that when open shall allow the device to deliver water at a sufficient rate of flow for flushing purposes.

“Gallons per flush (gpf)” means gallons per flush as determined using the applicable test method in Section 1604(i).

“Gravity tank-type water closet” means a water closet that includes a storage tank from which water flows into the bowl by gravity.

“Plumbing fixture” means a water closet or a urinal.

“Prison-type urinal” means a urinal designed and marketed expressly for use in prison-type institutions.

“Prison-type water closet” means a water closet designed and marketed expressly for use in prison-type institutions.

“Trough-type urinal” means a urinal designed for simultaneous use by two or more persons.

“Urinal” means a plumbing fixture that receives only liquid body waste and, on demand, conveys the waste through a trap seal into a gravity drainage system.

“Vacuum-type urinal” means a urinal whose bowl is evacuated by the application of a vacuum.

“Vacuum-type water closet” means a water closet whose bowl is evacuated by the application of a vacuum.

“Water closet” means a plumbing fixture having a water-containing receptor that receives liquid and solid body waste through an exposed integral trap into a gravity drainage system.

“Waterless urinal” means a urinal designed to be used without the application of water for flushing.

(j) **Fluorescent Lamp Ballasts.**

“Cathode heater cut-out circuit design” or “Cathode cut-out circuit design” means a fluorescent lamp ballast design that incorporates a cathode heater cut out device that turns off the cathode heaters in fluorescent lamps once the lamps are ignited and operating.

“Continuous dimming ballast” means a fluorescent lamp ballast that can continuously vary lamp light levels.

“Electronic circuit design” means the type of circuit used in an electronic fluorescent lamp ballast.

“Fluorescent lamp ballast” means a device that is used to start and operate fluorescent lamps by providing a starting voltage and current and limiting the current during normal operation.

“F40T12 lamp” means a tubular fluorescent lamp that is a nominal 40 watt lamp, has a 48 inch tube length, is 1½ inches in diameter, and conforms to ANSI C78.1-1978 (R1984).

“F96T12 lamp” means a tubular fluorescent lamp that is a nominal 75 watt lamp, has a 96 inch tube length, is 1½ inches in diameter, and conforms to ANSI C78.3-1978 (R1984).

“F96T12HO lamp” means a tubular fluorescent lamp that is a nominal 110 watt lamp, has a 96 inch tube length, and is 1½ inches in diameter.

“Instant start ballast” or “slimline instant start ballast” means a fluorescent lamp ballast that allows for instantaneous light production without the use of a starter circuit.

“Magnetic circuit design” means a fluorescent lamp ballast design that uses a magnetic core and coil and that alters the voltage and current, but not the frequency, to the lamp.

“Power factor” of a fluorescent lamp ballast means the ratio of the real power component to the total (complex) power component.

“Power input” means the power consumption in watts of a ballast and its associated fluorescent lamp or lamps, as determined using the applicable test method in Section 1604(j).

“Rapid start ballast” means a fluorescent lamp ballast design that uses a starter circuit to heat the cathodes before and during operation.

“Relative light output” means the light output delivered through the use of a ballast divided by the light output delivered through the use of a reference ballast, expressed as a percent, as determined using the applicable test method in Section 1604(j).

“Replacement ballast” means a ballast that:

- (1) is manufactured on or before June 30, 2010;
- (2) is designed for use to replace an existing ballast in a previously installed luminaire;
- (3) is marked “FOR REPLACEMENT USE ONLY”;
- (4) is shipped by the manufacturer in packages containing not more than 10 ballasts; and
- (5) has output leads that when fully extended are a total length that is less than the length of the lamp with which they are intended to be operated.

“Stepped dimming ballast” means a fluorescent lamp ballast that can operate lamps at two or more light output steps.

“T5 lamp” means a tubular fluorescent lamp 5/8 inches in diameter.

“T8 lamp” means a tubular fluorescent lamp 8/8 or 1 inch in diameter.

“T12 lamp” means a tubular fluorescent lamp 12/8 or 1-1/2 inches in diameter.

(k) **Lamps.**

“Appliance Lamp” means any lamp specifically designed to operate in a household appliance. Examples of appliance lamps include oven lamps, refrigerator lamps, and vacuum cleaner lamps. Appliance lamps shall be designated and marketed for the intended

application. The designation shall be on the lamp packaging, and marketing materials shall identify the lamp as being an appliance lamp.

“Average lamp efficacy (LPW)” means the measured lamp efficacy of fluorescent lamps, general service incandescent lamps, or incandescent reflector lamps, expressed in lumens per watt, as determined using the applicable test method in Section 1604(k).

“Bi-pin lamp” means a lamp having a base with two pins that is used for tungsten-halogen reflector lamps, low-voltage tungsten-halogen lamps, or fluorescent lamps.

“Black Light Lamp” means a lamp that emits radiant energy in the UV-A band (315-400 nm) and is designated and marketed as a “black light”. The designation shall be on the lamp packaging, and marketing materials shall identify the lamp as a black light lamp.

“Bug Lamp” means a lamp that contains a filter to suppress the blue and green portions of the visible spectrum and is designated and marketed as a “bug light”. The designation shall be on the lamp packaging, and marketing materials shall identify the lamp as being a bug lamp.

“Clear type lamp” means a general service incandescent lamp with an envelope (commonly referred to as the bulb) that utilizes no diffusive coatings. The filament is plainly visible. The illumination it produces is crisp-edged, with well-defined shadows on the background when an object is positioned in its emissive path. Any lamp labeled as “clear” is a “clear type lamp.”

“Colored Incandescent Lamp” means an incandescent lamp designated and marketed as a colored lamp that has a CRI of less than 50, as determined according to the test method given in CIE publication 13.2; has a correlated color temperature less than 2,500K, or greater than 4,600K, where correlated color temperature is defined as the absolute temperature of a blackbody whose chromaticity nearly resembles that of the light source. The designation shall be on the lamp packaging, and marketing materials shall identify the lamp as being a colored lamp.

“Color rendering index (CRI)” means the measured degree of color shift objects undergo when illuminated by a light source as compared with the color of those same objects when illuminated by a reference source of comparable color temperature, as determined using the applicable test method in Section 1604(k).

“Enhanced Spectrum” lamp, as related to incandescent lamps, means a lamp that contains an integral glass filter or powdered coating filter to suppress selective wavelengths of light in the middle of the visual spectrum generally having the effect of enhancing the blue end and/or red end of the spectrum. The designation shall be on the lamp packaging, and marketing materials shall identify the lamp as being “enhanced Spectrum” or a similar designation.

“Federally-regulated general service fluorescent lamp” means any fluorescent lamp which can be used to satisfy the majority of fluorescent lighting applications, including the following:

- (1) A straight tubular-shaped lamp (commonly referred to as 4-foot medium bi-pin lamps) with medium bi-pin bases of nominal overall length of 48 inches and rated wattage of 28 or more.
- (2) A tubular U-shaped lamp (commonly referred to as 2-foot U-shaped lamps) with medium bi-pin bases of nominal overall length between 22 and 25 inches and rated wattage of 28 or more.
- (3) A straight tubular-shaped rapid start lamp (commonly referred to as 8-foot high output lamps) with recessed double contact bases of nominal overall length of 96 inches and 0.800 nominal amperes, as defined in ANSI C78.81-2003.
- (4) A straight tubular-shaped instant start lamp (commonly referred to as 8-foot slimline lamps) with single pin bases of nominal overall length of 96 inches and rated wattage of 52 or more, as defined in ANSI C78.81-2003.

but does not include any lamp designed and marketed for the following non-general applications:

- (1) fluorescent lamps designed to promote plant growth;
- (2) fluorescent lamps specifically designed for cold temperature applications;
- (3) colored fluorescent lamps;
- (4) impact-resistant fluorescent lamps;
- (5) reflectorized or aperture fluorescent lamps;
- (6) fluorescent lamps designed for use in reprographic equipment;
- (7) fluorescent lamps primarily designed to produce radiation in the ultra-violet region of the spectrum; or
- (8) fluorescent lamps with a CRI of 82 or greater.

“Federally-regulated incandescent reflector lamp” (commonly referred to as a reflector lamp) means any lamp in which light is produced by a filament heated to incandescence by an electric current, that:

- (1) is not colored or designed for rough or vibration service applications;
- (2) contains an inner reflective coating on the outer bulb to direct the light;
- (3) has an R, PAR, or similar bulb shape (excluding ER or BR) with an E26 medium screw base;
- (4) has a rated voltage or voltage range that lies at least partially in the range of 115 and 130 volts;
- (5) has a diameter that exceeds 2.75 inches; and
- (6) is either a low(er)-wattage reflector lamp that has a rated wattage between 40 and 205, or a high(er)-wattage reflector lamp that has a rated wattage above 205.

“Fluorescent lamp” means a low pressure mercury electric-discharge source in which a fluorescing coating transforms some of the ultraviolet energy generated by the mercury discharge into light.

“Frost type lamp” means an inside-frosted lamp producing modest diffusion of the light with little reduction of light output. Any lamp labeled as “standard” or “frosted” is a “frost type lamp.”

“Incandescent lamp” means a glass enclosure in which light is produced by a filament of conducting material heated by an electric current.

“Infrared lamp” means a lamp that radiates predominately in the infrared region of the electromagnetic spectrum, and where visible radiation is not of principal interest. The designation shall be on the lamp packaging, and marketing materials shall identify the lamp as being an infrared lamp.

“Lamp” means a fluorescent lamp or an incandescent lamp.

“Lamp electrical power input” means the total electrical input to the lamp, including both arc and cathode power where appropriate, at the reference condition, in units of watts.

“Left-handed thread lamp” means a lamp on which the base screws into a lamp socket in a counter-clockwise direction, and screws out of a lamp socket in a clockwise direction.

“Marine Lamp” means a lamp specifically designed to operate in a marine application. The designation shall be on the lamp packaging, and marketing materials shall identify the lamp as being a marine lamp or similar designation.

“Marine Signal Lamp” means a lamp specifically designed to provide signals to marine vessels for seaway safety. The designation shall be on the lamp packaging, and marketing materials shall identify the lamp as being a marine signal lamp or similar designation.

“Mine Service Lamp” means a lamp specifically designed for use in Mine applications. The designation shall be on the lamp packaging, and marketing materials shall identify the lamp as being a mine service lamp or similar designation.

“Nominal lamp wattage” means the lamp wattage stated by the manufacturer on the lamp and on any accompanying documents or packaging.

“Plant Light Lamp” means a lamp that contains a filter to suppress yellow and green portions of the spectrum and is designated and marketed as a “plant light”. The designation shall be on the lamp packaging, and marketing materials shall identify the lamp as being a plant light.

“Rated lumens” means a lamp’s lumen value as stated by the manufacturer on the lamp, the lamp’s packaging, or the lamp’s marketing materials.

“Rated wattage” means a lamp’s wattage value as stated by the manufacturer on the lamp, the lamp’s packaging, or the lamp’s marketing materials.

“Reflector lamp” means a lamp that has a reflective coating applied directly to part of the bulb surface and that reflects light in a forward direction away from the lamp base. The designation shall be on the lamp packaging, and marketing materials shall identify the lamp as being a reflector lamp or similar designation.

“Rough service lamp” means a lamp that has a minimum of 5 supports with filament configurations similar to but not limited to C7A, C11, C17, and C22 as listed in Figure 6-12 of the 9th edition of the IESNA Lighting handbook, where lead wires are not counted as supports. The lamp is designated and marketed specifically for “rough service” applications. The designation shall appear on the lamp packaging, and marketing materials shall identify the lamp as being for rough service.

“Shatter resistant lamp” means a lamp with an external coating on the bulb wall to resist breakage. The designation shall be on the lamp packaging, and marketing materials shall identify the lamp as being a shatter resistant lamp.

“Showcase lamp” means a lamp that has a tubular bulb with a conventional screw base. The longer lamps have filaments with supports similar to linear incandescent lamps. The designation shall be on the lamp packaging, and marketing materials shall identify the lamp as being a showcase lamp.

“Sign service lamp” means a lamp of the vacuum type or gas-filled with sufficiently low bulb temperature to permit exposed outdoor use on high-speed flashing circuits. The designation shall be on the lamp packaging, and marketing materials shall identify the lamp as being a sign service lamp.

“Silver Bowl lamp” means a lamp that has a reflective coating applied directly to part of the bulb surface and that reflects light in a backward direction toward the lamp base. The designation shall be on the lamp packaging, and marketing materials shall identify the lamp as being a silver bowl lamp or similar designation.

“Slimline lamp” means a straight tubular-shaped instant start lamp with single pin bases of nominal overall length of 96 inches and a rated wattage of 52 or more, as defined in ANSI C78.81-2003.

“Soft white type lamp” means a lamp that emits diffuse illumination that produces soft-edged, poorly defined shadows on the background when an object is positioned in its emissive path. The designation shall be on the lamp packaging, and marketing materials shall identify the lamp as being a soft white lamp.

“State-regulated general service incandescent lamp” means a standard incandescent or halogen type lamp that: is intended for general service applications; has a medium screw base; has a wattage rating no less than 25 watts and no greater than 150 watts; has a rated voltage range at least partially within 110 and 130 volts; has a A-15, A-19, A-21, A-23, A-25, PS-25, PS-30, BT-14.5, BT-15, CP-19, TB-19, CA-22, or equivalent shape as defined in ANSI C78.20-2003; and has a bulb finish of the frosted, clear, or soft white type. The following incandescent lamps are not state-regulated general service incandescent lamps: appliance, black light, bug, colored, enhanced spectrum, infrared, left-hand thread, marine, marine signal service, mine service, plant light, reflector, rough service, shatter resistant, sign service, silver bowl, showcase, three-way, traffic signal, and vibration service or vibration resistant.

“State-regulated incandescent reflector lamp” means a lamp that is not colored or designed for rough or vibration service applications, that contains an inner reflective coating on the outer bulb to direct the light, a E26 medium screw base, that has a rated voltage or voltage range that lies at least partially within 115 to 130 volts, and that is either:

- (1) a BR or ER bulb shape with a diameter 2.25 inches or more;
- (2) a R, PAR, BR or similar bulb shape and which has a diameter of 2.25 to 2.75 inches.

“Three-way lamp” means a lamp that employs two filaments, operated separately and in combination, to provide three light levels. The designation shall be on the lamp packaging, and marketing materials shall identify the lamp as being a three-way lamp.

“U-shaped lamp” means a tubular U-shaped fluorescent lamp with a medium bi-pin base with a nominal overall length between 22 and 25 inches and a rated wattage of 28 or more.

“Vibration service lamp” or “Vibration resistant lamp” means a lamp with filament configurations similar to but not limited to C-5, C-7A, or C-9, as listed in Figure 6-12 of the 9th Edition of the IESNA Lighting Handbook. The lamp is designated and marketed specifically for vibration service or vibration resistant applications. The designation shall be on the lamp packaging, and marketing materials shall identify the lamp as being vibration resistant or vibration service.

(I) **Emergency Lighting**

“Average Luminance” means the arithmetic mean of all points measured on a surface.

“Edge-lit exit sign” means an illuminated exit sign in which lettering etched into a glass, plastic, or similar panel is illuminated through the edge of the panel and in which the lettering and the background are luminous.

“Electroluminescent light source” means a solid-state device which produces light when an electric current is passed through a phosphor-impregnated material.

“Face” means an instructional surface on an illuminated exit sign.

“Illuminated exit sign” means a sign that:

- (1) is designed to be permanently fixed in place to identify an exit; and
- (2) consists of:
 - (A) an electrically powered integral light source that illuminates the legend “EXIT” and any directional indicators; and
 - (B) provides contrast between the legend, any directional indicators, and the background.

“Input power” means the rate of electricity consumption, in watts, of an illuminated exit sign.

“Light emitting diode (LED)” means a semiconductor diode that emits light when an electric current is applied.

“Luminance” means a measure of the brightness of a luminous surface.

“Luminance contrast” means the relative brightness of an object against its background.

“Matrix illuminated exit sign” means an illuminated exit sign that uses an array of small light sources, such as LEDs, to form the lettering of a sign.

“Maximum to minimum luminance ratio” means the ratio of maximum to minimum luminance where the luminance should be uniform.

“Panel-type exit sign” means an illuminated exit sign in which a translucent panel diffuses a light source and in which both the lettering and background are luminous.

“Photometric measurements” means the measurements of luminance levels made on the face of the sign.

“Stencil illuminated exit sign” means an illuminated exit sign in which an opaque panel conceals the light source and in which only translucent lettering is luminous.

(m) Traffic Signal Modules and Traffic Signal Lamps.

“Light emitting diode (LED)” means a semiconductor diode that emits light when an electric current is applied.

“Power consumption” means the power consumption, in watts, of a traffic signal module or a traffic signal lamp.

“Traffic signal lamp” means a lamp that is designed with lifetime, wattage, focal length, filament configuration, mounting, lamp glass, and lamp base characteristics appropriate for use in traffic signals.

“Traffic signal module for vehicle control” means a traffic signal that is a standard 8-inch (200 mm) or 12-inch (300 mm) round traffic signal indication; consists of a light source, a lens, a lamp, and all other parts necessary for operation; and communicates stop, start, caution, lane control, and turning messages to drivers in red, amber, green, or similar colors.

“Traffic signal module for pedestrian control” means a traffic signal module that conveys movement information to pedestrians.

(n) Luminaires

“Exempted Outdoor Luminaire” means a luminaire certified by the manufacturer to the Commission as meeting all of the following criteria:

- (1) Is rated for use in wet locations as required by the National Electrical Code, Section 410.4(A); and
- (2) Contains a ballast that is rated to operate at ambient air temperatures above 55° C, as specified by UL 1029.

“High-intensity discharge (HID) lamp” means an electric-discharge lamp in which the light-producing arc is stabilized by bulb wall temperature, and the arc tube has a bulb wall loading greater than 3 W/cm². HID lamps are mercury, metal halide, and high pressure sodium.

“Lamp-ballast system efficiency” means the efficiency of a lamp and ballast combination expressed as a percentage and calculated by dividing the output circuit lamp power by the input circuit power as measured in accordance with ANSI C82.6-1985 (American National Standard for Reference Ballasts for Metal Halide Lamps – Methods of Measurement).

“Metal halide lamp” means a clear or phosphor-coated high-intensity discharge lamp in which the major portion of the light is produced by radiation of metal halides and their products of dissociation.

“Metal halide luminaire” means a luminaire that includes one or more metal halide lamps.

“Probe-start metal halide ballast” means a ballast used to start metal halide lamps which does not contain an ignitor and which instead starts lamps by using a third starting electrode (“probe”) in the arc tube.

“Pulse-start metal halide ballast” means a ballast with an ignitor used to start certain types of metal halide lamps. The ignitor starts cold lamps by first providing voltage for ionization of the gas to produce a glow discharge. To complete the starting process, power is provided by starting pulses to sustain an arc through a glow-to-arc transition.

“Torchiere” means a portable electric lighting fixture with a reflector bowl giving light directed upward so as to give indirect illumination. A torchiere may, but does not necessarily, include downward-directed lamps in addition to the upward, indirect illumination.

“Under-cabinet luminaire” means a luminaire designed for mounting in, on, under, or within modular office furniture.

“Wet location fixture” means a fixture that is designed to be exposed to the weather or to water saturation, and is constructed to prevent the entrance of rain, snow, ice, and dust. Outdoor parks and parking lots, outdoor recreational areas (tennis, golf, baseball, etc.), car wash areas, and building exteriors are examples of wet locations.

(o) **Dishwashers.**

“Compact dishwasher” means a dishwasher that has a capacity of less than eight place settings plus six serving pieces as specified in ANSI/AHAM DW-1 using 10 CFR, Part 430, Appendix C of Subpart B (2005).

“Cycle” means a sequence of operations of a dishwasher that performs a complete dishwashing operation, and that may include variations or combinations of the functions of washing, rinsing, and drying.

“Dishwasher” means a cabinet-like appliance that with the aid of water and detergent, washes, rinses, and dries (when a drying process is included) dishware, glassware, eating utensils, and cooking utensils by chemical, mechanical, or electrical means, and discharges to a plumbing drainage system.

“Energy factor” of a dishwasher means cycles per kWh, as determined using the applicable test method in Section 1604(o).

“Standard dishwasher” means a dishwasher that has a capacity equal to or greater than eight place settings plus six serving pieces as specified in ANSI/AHAM DW-1 using 10 CFR, Part 430, Appendix C of Subpart B (2005).

“Truncated normal cycle” means the normal cycle interrupted to eliminate the power-dry feature after the termination of the last rinse option.

“Water heating dishwasher” means a dishwasher which is designed for heating cold inlet water (nominal 50° F) or a dishwasher for which the manufacturer recommends operation with a nominal inlet water temperature of 120° F, and may operate at either of these inlet water temperatures by providing internal water heating to above 120° F in at least one phase of the normal cycle.

(p) **Clothes Washers.**

“Automatic clothes washer” means a clothes washer that has a control system that is capable of scheduling a pre-selected combination of operations, such as regulation of water temperature, regulation of the water fill level, and performance of wash, rinse, drain, and spin functions without the need for user intervention subsequent to the initiation of machine operation. Some models may require user intervention to initiate these different segments of the cycle after the machine has begun operation, but they do not require the user to intervene to regulate the water temperature by adjusting the external water faucet valves.

“Clothes washer” means an appliance designed to clean clothes, utilizing a water solution of soap or detergent and mechanical agitation or other movement.

“Commercial clothes washer” means a soft mount front-loading or soft mount top-loading clothes washer with clothes container compartment no greater than 3.5 ft³ for horizontal-axis clothes washers, or no greater than 4.0 ft³ for vertical-axis clothes washers, that is designed for use in:

- (1) applications where the occupants of more than one household will be using it, such as multi-family housing common areas and coin laundries; or
- (2) other commercial applications.

“Compact clothes washer” means a clothes washer of less than 1.6 ft³ in clothes container compartment capacity.

“Cycle” means a sequence of operations of a clothes washer that performs a complete washing operation.

“Energy factor” of a clothes washer means ft³ per kWh per cycle, as determined using the applicable test method in Section 1604(p).

“Front-loading clothes washer” means a clothes washer with the clothes container compartment access located on the front of the machine.

“Modified energy factor (MEF)” of a clothes washer means the quotient of the ft³ capacity of the clothes container divided by the total clothes washer energy consumption per cycle, with such energy consumption expressed as the sum of the machine electrical energy consumption, the hot water energy consumption, and the energy required for removal of the remaining moisture in the wash load, as determined using the applicable test method in Section 1604(p).

“Semi-automatic clothes washer” means a clothes washer that is the same as an automatic clothes washer except that user intervention is required to regulate the water temperature by adjusting the external water faucet valves.

“Soft mount clothes washer” means a clothes washer that does not require mechanical fastening to a floor for proper operating performance under typical commercial clothes washer applications.

“Standard clothes washer” means a clothes washer of 1.6 ft³ or more in clothes container compartment capacity.

“Suds-saving” means a feature or option on a clothes washer which allows the user to store used wash water in an external laundry tub for use with subsequent wash loads.

“Top-loading clothes washer” means a clothes washer with the clothes container compartment access located on the top of the machine.

“Water factor” means the quotient of the total weighted per-cycle water consumption divided by the capacity of the clothes washer, determined using the applicable test method in Section 1604(p).

(q) **Clothes Dryers.**

“Automatic termination control” means a dryer control system with a sensor which monitors either the dryer load temperature or its moisture content and with a controller which

automatically terminates the drying process. A mark or detent which indicates a preferred automatic termination control setting must be present if the dryer is to be classified as having an “automatic termination control”.

“Clothes dryer” means a cabinet-like appliance that is designed to dry fabrics in a tumble-type drum with forced air circulation and that has a drum and a blower driven by an electric motor.

“Compact clothes dryer” means a clothes dryer with a drum capacity less than 4.4 ft³.

“Electric clothes dryer” means a clothes dryer whose heat source is electricity.

“Energy factor” of a clothes dryer means pounds of clothes dried per kWh, as determined using the applicable test method in Section 1604(q).

“Gas clothes dryer” means a clothes dryer whose heat source is gas and the drum and blower(s) are driven by an electric motor(s).

“Standard clothes dryer” means a clothes dryer with a drum capacity of 4.4 ft³ or greater.

(r) **Cooking Products and Food Service Equipment.**

“Commercial convection oven” means an appliance that is not a consumer product and that is designed for cooking food by forcing hot air over it using a fan in a closed cavity.

“Commercial hot food holding cabinet” means an appliance that is not a consumer product and that is designed to hold hot food that has been cooked in a separate appliance, at a specified temperature.

“Commercial range top” means an appliance that is not a consumer product and that is designed for cooking food by direct or indirect heat transfer from one or more cooking units to one or more cooking containers.

“Cooking products” means consumer products that are used as the major household cooking appliances. They are designed to cook or heat different types of food by one or more of the following sources of heat: gas, electricity, or microwave energy. Each product may consist of a horizontal cooking top containing one or more surface units or one or more heating compartments. They must be one of the following classes: conventional ranges, conventional cooking tops, conventional ovens, microwave ovens, microwave/conventional ranges, and other cooking products.

“Food service equipment” means a commercial hot food holding cabinet, a commercial convection oven, or a commercial range top.

(s) **Electric Motors.**

“Closed motor” means an enclosed motor.

“Definite purpose motor” means any motor designed in standard ratings with standard operating characteristics or standard mechanical construction for use under service conditions other than usual or for use on a particular type of application and which cannot be used in most general purpose applications.

“Efficiency” of an electric motor means the ratio of an electric motor’s useful power output to its total power input, expressed in percentage.

“Electric motor” has the meaning described in (1) – (3) immediately below:

- (1) “Electric motor” means a machine which converts electrical power into rotational mechanical power and which:
 - (i) is a general purpose motor including but not limited to motors with explosion-proof construction;
 - (ii) is a single speed, induction motor (MG1);
 - (iii) is rated for continuous duty (MG1) operation or is rated duty type S1 (IEC);
 - (iv) contains a squirrel-cage (MG1) or cage (IEC) rotor and has foot-mounting, including foot-mounting with flanges or detachable feet;
 - (v) is built in accordance with NEMA T-frame dimensions (MG1) or IEC metric equivalents (IEC);
 - (vi) has performance in accordance with NEMA Design A (MG1) or B (MG1) characteristics or equivalent designs such as IEC Design N (IEC); and
 - (vii) operates on polyphase alternating current 60-Hertz sinusoidal power, and:
 - (A) is rated 230 volts or 460 volts, or both, including any motor that is rated at multi-voltages that include 230 volts or 460 volts, or
 - (B) can be operated on 230 volts or 460 volts, or both.

- (2) Terms in this definition followed by the parenthetical “MG1” must be construed with reference to provisions in NEMA Standards Publication MG1-1993, *Motors and Generators*, with Revisions 1, 2, 3, and 4, as follows:
 - (i) Section I, *General Standards Applying to All Machines*, part 1, *Referenced Standards and Definitions*, paragraphs 1.16.1, 1.16.1.1, 1.17.1.1, 1.17.1.2, and 1.40.1 pertain to the terms “induction motor,” “squirrel-cage,” “NEMA Design A,” “NEMA Design B,” and “continuous duty” respectively;
 - (ii) Section I, *General Standards Applying to All Machines*, Part 4, *Dimensions, Tolerances, and Mounting*, paragraph 4.01 and Figures 4-1, 4-2, 4-3, and 4-4 pertain to “NEMA T-frame dimensions;”

- (iii) Section II, *Small (Fractional) and Medium (Integral) Machines*, Part 11, *Dimensions-AC and DC Small and Medium Machines*, paragraphs 11.01.2, 11.31 (except the lines for frames 447T, 447TS, 449T and 449TS), 11.32, 11.34 (except the line for frames 447TC and 449TC, and the line for frames 447TSC and 449TSC), 11.35, and 11.36 (except the line for frames 447TD and 449TD, and the line for frames 447TSD and 449TSD), and Table 11-1, pertain to “NEMA T-frame dimensions;” and
 - (iv) Section II, *Small (Fractional) and Medium (Integral) Machines*, Part 12, *Tests and Performance-AC and DC Motors*, paragraphs 12.35.1, 12.35.5, 12.38.1, 12.39.1, and 12.40.1, and Table 12-2, pertain both to “NEMA Design A” and “NEMA Design B.”
- (3) Terms in this definition followed by the parenthetical “IEC” must be construed with reference to provisions in IEC Standards as follows:
- (i) IEC Standard 60034-1 (1996), *Rotating Electrical Machines, Part 1: Rating and Performance*, with Amendment 1 (1997), Section 3: *Duty*, clause 3.2.1 and figure 1 pertain to “duty type S1”;
 - (ii) IEC Standard 60050-411 (1996), *International Electrotechnical Vocabulary Chapter 411: Rotating Machines*, Sections 411-33-Q7 and 411-37-26, pertain to “cage”;
 - (iii) IEC Standard 60072-1 (1991), *Dimensions and Output Series for Rotating Electrical Machines-Part 1: Frame Numbers 56 to 400 and Flange Numbers 55 to 1080*, clauses 2, 3, 4.1, 6.1, 7, and 10, and Tables 1, 2, and 4, pertain to “IEC metric equivalents” to “T-frame” dimensions; and
 - (iv) IEC Standard 60034-12 (1980), *Rotating Electrical Machines, Part 12: Starting Performance of Single-Speed Three-Phase Cage Induction Motors for Voltages Up to and Including 660 V*, with Amendment 1 (1992) and Amendment 2 (1995), clauses 1, 2, 3.1, 4, 5, and 6, and Tables I, II, and III, pertain to “IEC Design N.”

“Enclosed motor” means an electric motor constructed so as to prevent the free exchange of air between the inside and outside of the case but not sufficiently closed to be termed airtight.

“General purpose motor” means any motor which is a general purpose T-frame, single-speed, foot-mounting, polyphase squirrel-cage induction motor of NEMA, Design A and B, continuous rated, operating on 230/460 volts and constant 60 Hertz line power as defined in NEMA Standards Publication MG1-1987.

“IEC” means the International Electrotechnical Commission.

“Multi-voltage electric motor” means an electric motor that is capable of operating at:
(1) 230 volts and another voltage other than 460 volts,

- (2) 460 volts and at another voltage other than 230 volts, or
- (3) both 230 volts and 460 volts and another voltage.

“Nominal full load efficiency” means the average efficiency of a population of motors of duplicate design as determined in accordance with NEMA Standards Publication MG1-1987.

“Open motor” means a motor having ventilating openings which permit passage of external cooling air over and around the windings of the machine.

“Special purpose motor” means any motor, other than a general purpose motor or definite purpose motor, which has special operating characteristics or special mechanical construction, or both, designed for a particular application.

(t) **Distribution Transformers.**

“Autotransformer” means a transformer in which the primary and secondary windings are not electrically isolated, and with at least a portion of the secondary voltage derived from the primary winding.

“Distribution transformer” means a low voltage dry-type distribution transformer that is designed to operate on a frequency of 60 Hertz and that has a rated power output of not less than 15 kVa.

“Drives transformer” means a transformer designed only to provide power to operate electronic variable speed motor drives.

“Efficiency of distribution transformer” means the ratio of power output to power input, expressed as a percent, as determined using the applicable test method in Section 1604(t).

“Grounding transformer” means a transformer designed only to provide a system ground reference point.

“Harmonic transformer” means a transformer that is designed to supply loads with higher than normal harmonic current levels and that has a K-rating of K-4 or greater.

“Impedance transformer” means a transformer that has a specified impedance less than 4 percent or greater than 8 percent.

“kVa” means kilovolt-ampere, which is the designation for the apparent power of a circuit.

“Low voltage dry-type distribution transformer” means a transformer that has an input voltage of 600 volts or less, that is air-cooled, and that does not use oil as a coolant. “Low voltage dry-type distribution transformer” does not include autotransformers, drives transformers, grounding transformers, harmonic transformers, impedance transformers, machine tool transformers, rectifier transformers, regulating transformers, sealed and non-ventilating transformers, testing transformers, transformers with multiple voltage taps

with the highest voltage tap more than 20 percent greater than the lowest voltage tap, UPS transformers, and welding transformers.

“Machine tool transformer” means a transformer designed only to provide power to machine tool equipment.

“Rectifier transformer” means a transformer that is designed to provide power only to rectifier circuits, and that has nameplate ratings for both fundamental frequency power rating and RMS power rating.

“Regulating transformer” means a transformer with automatic tap changers.

“Sealed and non-ventilating transformer” means a transformer designed to prevent airflow through the transformer.

“Testing transformer” means a transformer designed only as part of, or to supply power to, electrical test equipment.

“Transformer” means an appliance that consists of two or more coils of insulated wire and that transfers alternating current by electromagnetic induction from one coil to another in order to change the original voltage, along with necessary accessories.

“UPS transformer” means a transformer designed only as an integral part of an uninterruptible power system.

“Welding transformer” means a transformer designed only to provide power to welding equipment.

(u) **Power Supplies and Consumer Audio and Video Equipment.**

“Active mode” means the condition in which the input of a power supply is connected to line voltage AC and the output is connected to a DC or an AC load drawing a fraction of the power supply’s nameplate power output greater than zero.

“Audio standby-passive mode” means the appliance is connected to a power source, produces neither sound nor performs any mechanical function (e.g. playing, recording) but can be switched into another mode with the remote control unit or an internal signal.

“Compact audio product”, also known as a mini, mid, micro, or shelf audio system, means an integrated audio system encased in a single housing that includes an amplifier and radio tuner, attached or separable speakers, and can reproduce audio from one or more of the following media: magnetic tape, CD, DVD, or flash memory. “Compact audio product” does not include products that can be independently powered by internal batteries or that have a powered external satellite antenna, or that can provide a video output signal.

“Computer” means an electronic machine which, by means of stored instructions and information, performs rapid, often complex calculations or compiles, correlates, and selects data.

“Digital camera” means an electronic device used to store images in an electronic format rather than storing the images on film.

“Digital television adapter” means a commercially-available electronic product for which the sole purpose is the conversion of digital video terrestrial broadcast signals to analog NTSC video signals for use by a TV or VCR.

“Digital versatile disk (DVD)” means a laser-encoded plastic medium capable of storing a large amount of digital audio, video, and computer data.

“Digital versatile disc (DVD) player” means a commercially-available electronic product encased in a single housing that includes an integral power supply and for which the sole purpose is the decoding of digitized video signals on a DVD.

“Digital versatile disc (DVD) recorder” means a commercially-available electronic product encased in a single housing that includes an integral power supply and for which the sole purpose is the production or recording of digitized video signals on a DVD. “DVD recorder” does not include models that have an EPG function.

“Digital video recorder (DVR)” means a device which can record video signals onto a hard disk drive or other device that can store the images digitally. “DVR” does not include models that have an EPG function.”

“Electronic programming guide (EPG)” means an application that provides an interactive, onscreen menu of TV listings, and that downloads program information from the vertical blanking interval of a regular TV signal.

“Mobile phone” means a telephone that is not a wireline telephone.

“No-load mode” means the condition in which the input of a power supply is connected to an AC source consistent with the power supply’s nameplate AC voltage, but the output is not connected to a product or any other load.

“Personal digital assistant” (PDA) means a lightweight, hand-held computer used as a personal organizer.

“Point of Deployment (POD)” means a card which enables a TV to have secure conditional access to a cable or satellite system.

“Single-voltage external AC to DC or AC to AC power supply” means a device that:

- (1) is designed to convert line voltage AC input into lower voltage DC or AC output;
- (2) is able to convert to only one DC or AC output voltage at a time;
- (3) is sold with, or intended to be used with, a separate end-use product that constitutes the primary load;

- (4) is contained within a separate physical enclosure from the end-use product;
- (5) is connected to the end-use product via a removable or hard-wired male/female electrical connection, cable, cord, or other wiring;
- (6) does not have batteries or battery packs that physically attach directly (including those that are removable) to the power supply unit;
- (7) does not have a battery chemistry or type selector switch and an indicator light; or, does not have a battery chemistry or type selector switch and a state of charge meter;
- (8) has a nameplate output power less than or equal to 250 watts.

“STB on mode” means the appliance is connected to a power source and fulfills its main function.

“STB standby-passive mode” means the appliance is connected to a power source, does not fulfill the main function but can be switched into another mode with the remote control unit or an internal signal.

“Television (TV)” means a commercially-available electronic product consisting of a monitor, which may or may not have a tuner/receiver, encased in a single housing, which is designed to receive and display an analog or digital video signal received from a terrestrial, satellite, cable, or broadband source. “Television” does not include multifunction TVs which have VCR, DVD, DVR, or EPG functions or which have a POD card slot.

“TV standby-passive mode” means the appliance is connected to a power source, produces neither sound nor vision but can be switched into another mode with the remote control unit or an internal signal.

“Video Cassette Recorder (VCR)” means a commercially-available analog recording device that includes an integral power supply and which records television signals onto a tape medium for subsequent viewing.

“Video standby-passive mode” means the appliance is connected to a power source, does not perform any mechanical function (e.g. playing, recording), does not produce video or audio output signals but can be switched into another mode with the remote control unit or an internal signal.

“Wireline telephone” means a telephone that makes a connection to the telephone network by having a wire from the telephone’s base plugged into a telephone jack on the wall, floor, or other location.

The following standards are incorporated by reference in Section 1602.

Number**Title****FEDERAL TEST METHODS**

CFR, Title 10, Section 430.23 (2005)

Copies available from: Superintendent of Documents
U.S. Government Printing Office
Washington, DC 20402
www.access.gpo.gov/nara/cfr

AMERICAN NATIONAL STANDARDS INSTITUTE (ANSI)

ANSI C78.1-1991 (R1996) Dimensional and Electrical Characteristics of Fluorescent Lamps, Rapid Start Types

ANSI C78.3-1991 (R1996) Dimensional and Electrical Characteristics of Fluorescent Lamps, Instant Start and cold Cathode Types

ANSI C82.6-1985 Standard for Reference Ballasts for Metal Halide Lamps—Methods of Measurement

Copies available from: American National Standards Institute
1819 L Street, NW, 6th Floor
Washington, DC 20036
www.ansi.org
Phone: (202) 293-8020
FAX: (202) 293-9287

ASSOCIATION OF HOME APPLIANCES MANUFACTURERS (AHAM)

ANSI/AHAM DW-1-1992 Household Electric Dishwashers

ANSI/AHAM HRF1-1979 Household Refrigerators, Combination Refrigerator-Freezers, and Household Freezers

Copies available from: Association of Home Appliance Manufacturers
1111 19th Street, NW, Suite 402
Washington, DC 20036
www.aham.org
Phone: (202) 872-5955
FAX: (202) 872-9354

INTERNATIONAL ELECTROTECHNICAL COMMISSION (IEC)

IEC 60034-1 (1996) Rotating Electrical Machines

IEC 60034-12 (1980)	Rotating Electrical Machines, Part 12: Starting Performance of Single-Speed Three-Phase Cage Induction Motors for Voltages Up to and Including 660 V
IEC 60050-411 (1996)	International Electrotechnical Vocabulary Chapter 411: Rotating Machines
IEC 60072-1 (1991)	Dimensions and Output Series for Rotating Electrical Machines-Part 1: Frame Numbers 56 to 400 and Flange Numbers 55 to 1080
Copies available from:	International Electrotechnical Commission 3, rue de Varembe P.O. Box 131 CH – 1211 Geneva 20 Switzerland http://www.iec.ch Phone: +41 22 919 02 11 FAX: +41 22 919 03 00

NATIONAL ELECTRIC CODE (NEC)

NFPA 70	2002 National Electrical Code
Copies available from:	National Fire Protection Agency 1 Batterymarch Park Quincy, MA 02169-7471 www.nfpa.org Phone: (617) 770-3000 FAX: (617) 770-0700

NATIONAL ELECTRIC MANUFACTURERS ASSOCIATION (NEMA)

NEMA MG1-1987	Motors and Generators
NEMA MG1-1993	Motors and Generators
NEMA Premium™: Product Scope and Nominal Efficiency Levels (2001)	Motors
Copies available from:	National Electric Manufacturers Association 1300 N. 17 th Street, Suite 1847 Rosslyn, VA 22209 www.nema.org Phone: (703) 841-3200 FAX: (703) 841-3300

UNDERWRITERS LABS (UL)

UL 1029-2001 Standard for High-Intensity-Discharge Lamp Ballasts

Copies available from: Underwriters Laboratories, Inc.
333 Pfingsten Road
Northbrook, IL 60062-2096
www.ul.com
Phone: (847) 272-8800
FAX: (847) 272-8129

NOTE: Authority cited: Sections 25213, 25218(e), 25402(a)-(c), and 25960, Public Resources Code.

Reference: Sections 25216.5(d), 25402(a)-(c), and 25960, Public Resources Code.

Section 1602.1. Rules of Construction.

- (a) Where the context requires, the singular includes the plural and the plural includes the singular.
- (b) The use of “and” in a conjunctive provision means that all elements in the provision must be complied with, or must exist in order to make the provision applicable. “Or” (rather than “and/or”) is used where compliance with one or more elements suffices, or where the existence of one or more elements makes the provision applicable.
- (c) “Shall” is mandatory and “may” is permissive.

NOTE: Authority cited: Sections 25213, 25218(e), 25402(a)-(c), and 25960, Public Resources Code.

Reference: Sections 25216.5(d), 25402(a)-(c), and 25960, Public Resources Code.

Section 1603. Testing: All Appliances.

(a) **Testing Requirements.** The manufacturer shall cause the testing of units of each basic model of appliance within the scope of Section 1601, using the applicable test method listed in Section 1604 unless otherwise provided in subsection (c) of this section. If the manufacturer of the basic model does not participate in an approved industry certification program for the basic model, or does not apply such a program to test all units under this Article, the testing shall be at a laboratory that the Executive Director determines, under Section 1608(i), that:

- (1) has conducted tests using the applicable test method within the previous 12 months;
- (2) agrees to and does interpret and apply the applicable test method set forth in Section 1604 precisely as written;
- (3) has, and keeps properly calibrated and maintained, all equipment, material, and facilities necessary to apply the applicable test method precisely as written;
- (4) agrees to and does maintain copies of all test reports, and provides any such report to the Executive Director on request, for all basic models that are still in commercial production; and
- (5) agrees to and does allow the Executive Director to witness any test of such an appliance on request, up to once per calendar year for each basic model.

EXCEPTION 1. TO SECTION 1603(a): This subsection does not apply to any water heater

- (1) that is within the scope of 42 U.S.C. Sections 6292(a)(4) or 6311(1)(F),
- (2) that has a rated storage volume of less than 20 gallons, and
- (3) for which there is no federal test method applicable to that type of water heater.

EXCEPTION 2. TO SECTION 1603(a): This subsection does not apply to cooking products that are federally-regulated consumer products.

(b) **Approved Industry Certification Programs.**

- (1) The Executive Director shall, within 30 days of receiving a written request by an entity administering an appliance certification program, determine whether the program meets the criteria in Section 1602(a). If the Executive Director determines that the program meets all the criteria, he or she shall designate the program as an approved industry certification program. The Executive Director shall periodically publish a list of all approved industry certification programs.
- (2) The Executive Director shall, within 30 days of receiving a written request, determine whether an approved industry certification program continues to meet the criteria in Section 1602(a). If the Executive Director determines that the program meets all the criteria, the program shall remain on the list of approved industry certification programs published under subparagraph (1). If the Executive Director

determines that the program does not meet all the criteria, he or she shall remove the program from the list, and the program shall no longer be an approved industry certification program.

(c) **Appliances for Which There Is a Waiver of the Federal Test Method.**

- (1) If, for a basic model of an appliance, there is in effect a waiver from an otherwise-applicable federal test method granted pursuant to 10 CFR Section 430.27 (2005), and the waiver is conditioned on adherence to an alternate test procedure pursuant to 10 CFR Section 430.27(l) (2005), then the manufacturer shall cause the testing of units of the basic model using such alternate test procedure, and such alternate test procedure shall be deemed to be the test method listed or specified in Section 1604 for the basic model.
- (2) If, for a basic model of an appliance, there is in effect a waiver from an otherwise-applicable federal test method granted pursuant to 10 CFR Section 430.27 (2005), and the waiver is not conditioned on adherence to an alternate test procedure pursuant to 10 CFR Section 430.27(l) (2005), then the manufacturer shall petition the Executive Director to specify:
 - (A) an alternative assessment method; if the Executive Director so specifies, then the manufacturer shall cause the testing of units of the basic model of appliance using the alternative assessment method, and such alternative assessment method shall be deemed to be the test method listed or specified in Section 1604 for the basic model; or
 - (B) that there is no alternative assessment method, because either the basic model has physical characteristics that prevent testing or there is no method that can produce reasonably accurate results; if the Executive Director so specifies, then the manufacturer need not test units of the basic model and it shall be deemed that there is no test method listed or specified in Section 1604 for the basic model.

The manufacturer of the basic model shall obtain a specification from the Executive Director before submitting a statement for the basic model pursuant to Section 1606(a).

NOTE: Authority cited: Sections 25213, 25218(e), 25402(a)-(c), and 25960, Public Resources Code.

Reference: Sections 25216.5(d), 25402(a)-(c), and 25960, Public Resources Code.

Section 1604. Test Methods for Specific Appliances.

(a) Refrigerators, Refrigerator-Freezers, and Freezers.

- (1) The test methods for non-commercial refrigerators, non-commercial refrigerator-freezers, and non-commercial freezers, are shown in Table A-1.

Table A-1
Non-Commercial Refrigerator, Refrigerator-Freezer, and Freezer Test Methods

<i>Appliance</i>	<i>Test Method</i>
Non-commercial refrigerators, designed for the refrigerated storage of food at temperatures above 32° F and below 39° F, configured for general refrigerated food storage; refrigerator-freezers; and freezers.	10 CFR Sections 430.23(a) (2005) and 430.23(b) (2005), as applicable
Wine chillers that are consumer products	<p>10 CFR Section 430.23(a) (2005) with the following modifications:</p> <p>Standardized temperature as referred to in Section 3.2 of Appendix A1 shall be 55° F (12.8° C).</p> <p>The calculation of test cycle energy expended (ET) in Section 5.2.1.1 of Appendix A1 shall be made using the modified formula:</p> $ET = (EP \times 1440 \times k) / T$ <p>Where k = 0.85</p>

- (2) The test methods for commercial refrigerators, commercial refrigerator-freezers, and commercial freezers are shown in Table A-2.

Table A-2
Commercial Refrigerator, Refrigerator-Freezer, and Freezer Test Methods

<i>Appliance</i>	<i>Test Method</i>										
Automatic commercial ice-makers	ARI 810-2003 Harvest rate (lbs. of ice/24 hours) shall be reported within 5% of the tested value.										
Refrigerated bottled or canned beverage vending machines	ANSI/ASHRAE 32.1-2004 Volume of multi-package units shall be measured using ANSI/AHAM HRF1-1979										
Refrigerated buffet and preparation tables	ANSI/ASTM F2143-01										
Other self-contained commercial refrigerators, refrigerator-freezers, and freezers, with doors	<p>Volume shall be measured using ANSI/AHAM HRF1-1979. Energy consumption shall be measured using ANSI/ASHRAE 117-1992, except that the back (loading) doors of pass-through and roll-through refrigerators and freezers shall remain closed throughout the test, and except that the controls of all appliances shall be adjusted to obtain the following product temperatures:</p> <table style="width: 100%; border-collapse: collapse;"> <thead> <tr> <th style="text-align: left;"><i>Type</i></th> <th style="text-align: center;"><i>Integrated Average Product Temperature (Section 9.1.1) in ° F</i></th> </tr> </thead> <tbody> <tr> <td>Refrigerator Compartment</td> <td style="text-align: center;">38 ± 2</td> </tr> <tr> <td>Freezer Compartment</td> <td style="text-align: center;">0 ± 2</td> </tr> <tr> <td>Wine chiller</td> <td style="text-align: center;">45 ± 2</td> </tr> <tr> <td>Ice Cream Cabinet</td> <td style="text-align: center;">-5 ± 2</td> </tr> </tbody> </table>	<i>Type</i>	<i>Integrated Average Product Temperature (Section 9.1.1) in ° F</i>	Refrigerator Compartment	38 ± 2	Freezer Compartment	0 ± 2	Wine chiller	45 ± 2	Ice Cream Cabinet	-5 ± 2
<i>Type</i>	<i>Integrated Average Product Temperature (Section 9.1.1) in ° F</i>										
Refrigerator Compartment	38 ± 2										
Freezer Compartment	0 ± 2										
Wine chiller	45 ± 2										
Ice Cream Cabinet	-5 ± 2										
Other self-contained commercial refrigerators, refrigerator-freezers, and freezers, without doors	<p>Volume measured using ANSI/AHAM HRF1-1979. Energy consumption measured using ANSI/ASHRAE 72-1998, with the controls adjusted to obtain the following product temperatures:</p> <table style="width: 100%; border-collapse: collapse;"> <thead> <tr> <th style="text-align: left;"><i>Type</i></th> <th style="text-align: center;"><i>Integrated Average Product Temperature (Section 9.1.1) in ° F</i></th> </tr> </thead> <tbody> <tr> <td>Refrigerator Compartment</td> <td style="text-align: center;">38 ± 2</td> </tr> <tr> <td>Freezer Compartment</td> <td style="text-align: center;">0 ± 2</td> </tr> <tr> <td>Wine chiller</td> <td style="text-align: center;">45 ± 2</td> </tr> <tr> <td>Ice Cream Cabinet</td> <td style="text-align: center;">-5 ± 2</td> </tr> </tbody> </table>	<i>Type</i>	<i>Integrated Average Product Temperature (Section 9.1.1) in ° F</i>	Refrigerator Compartment	38 ± 2	Freezer Compartment	0 ± 2	Wine chiller	45 ± 2	Ice Cream Cabinet	-5 ± 2
<i>Type</i>	<i>Integrated Average Product Temperature (Section 9.1.1) in ° F</i>										
Refrigerator Compartment	38 ± 2										
Freezer Compartment	0 ± 2										
Wine chiller	45 ± 2										
Ice Cream Cabinet	-5 ± 2										

- (3) When a refrigerator, refrigerator-freezer, or freezer can be operated using either alternating current electricity or one or more other sources of primary power, the test shall be performed using alternating current electricity only.
- (4) The test method for water dispensers is EPA Energy Star Program Requirements for Bottled Water Coolers (2004).

EXCEPTION for units equipped with an integral, automatic timer. Units equipped with an integral, automatic timer shall not be tested using Section 4D, “Timer Usage,” of the referenced test method.

- (5) There is no test method for walk-in refrigerators or walk-in freezers.
- (b) **Room Air Conditioners, Room Air Conditioning Heat Pumps, Packaged Terminal Air Conditioners, and Packaged Terminal Heat Pumps.** The test methods for room air conditioners, room air-conditioning heat pumps, packaged terminal air conditioners, and packaged terminal heat pumps are shown in Table B-1.

Table B-1
Room Air Conditioner, Room Air-Conditioning Heat Pump, Packaged Terminal Air Conditioner, and Packaged Terminal Heat Pump Test Methods

<i>Appliance</i>	<i>Test Method</i>
Room air conditioners and room air-conditioning heat pumps	10 CFR Section 430.23(f) (2005) (Cooling) ASHRAE 58-74 (Heating)
Packaged terminal air conditioners and packaged terminal heat pumps	ANSI/ARI 310/380-2004

- (c) **Central Air Conditioners.**
- (1) The test methods for central air conditioners are shown in Table C-1.
 - (2) Air-cooled central air conditioners with rated cooling capacity less than 65,000 Btu per hour that are designed for use either at 230 volts or at another voltage may be tested at 230 volts and the results applied to the other voltages. Central air conditioners that are designed for use either at 208 volts or at another voltage may be tested at 208 volts and the results applied to the other voltages.
 - (3) Split system central air conditioners and compressor-containing units shall be tested with the non-compressor-containing unit most likely to represent the highest national sales volume for the combined equipment.

**Table C-1
Central Air Conditioner Test Methods**

<i>Appliance</i>	<i>Test Method</i>
Computer room air conditioners	ANSI/ASHRAE 127-2001
Other electric-powered unitary air-conditioners and electric-powered heat pumps	
air-cooled air conditioners and air-source heat pumps	
< 65,000 Btu/hr	ANSI/ARI 210/240-2003
≥ 65,000 and < 135,000 Btu/hr	ANSI/ARI 210/240-2003
≥ 135,000 Btu/hr	ANSI/ARI 340/360-2000
water-cooled air conditioners, evaporatively-cooled air conditioners, and water-source heat pumps	
< 135,000 Btu/hr	ANSI/ARI 320-98
≥ 135,000 Btu/hr	ANSI/ARI 340/360-2000
ground water-source heat pumps	ARI/ISO-13256-1:1998
ground-source closed-loop heat pumps	ARI/ISO-13256-1:1998
Gas-fired air conditioners and gas-fired heat pumps	ANSI Z21.40.4-1996 as modified by CEC, Efficiency Calculation Method for Gas-Fired Heat Pumps as a New Compliance Option (1996)

(d) **Spot Air Conditioners, Evaporative Coolers, Ceiling Fans, Whole House Fans, and Residential Exhaust Fans.**

The test methods for spot air conditioners, evaporative coolers, ceiling fans, whole house fans, and residential exhaust fans are shown in Table D.

Table D
Spot Air Conditioner, Ceiling Fan, Evaporative Cooler, Whole House Fan, and Residential Exhaust Fan Test Methods

<i>Appliance</i>	<i>Test Method</i>
Spot Air Conditioners	ANSI/ASHRAE 128-2001
Ceiling Fans, Except Low-Profile Ceiling Fans	EPA Energy Star Solid State Test Method for Ceiling Fans (2004)
Evaporative Coolers	<p>ANSI/ASHRAE 133-2001 for packaged direct evaporative coolers and packaged indirect/direct evaporative coolers; ANSI/ASHRAE 143-2000 for packaged indirect evaporative coolers; with the following modifications for both test methods:</p> <p>(A) Saturation effectiveness and total power of direct evaporative coolers and cooling effectiveness and total power of indirect evaporative coolers shall be measured at an airflow rate that corresponds to 0.3" external static pressure;</p> <p>(B) indoor dry bulb temperature shall be 80° F;</p> <p>(C) outdoor dry bulb temperature shall be 91° F;</p> <p>(D) outdoor wet bulb temperature shall be 69° F; and</p> <p>(E) Evaporative Cooler Efficiency Ratio (ECER) shall be calculated using the following formula:</p> $ECER = 1.08 * (t_{in} - (t_{db} - \epsilon * (t_{db} - t_{wb}))) * Q / W$ <p>Where: t_{in} = indoor dry bulb temperature from (B) t_{db} = outdoor dry bulb temperature from (C) t_{wb} = outdoor wet bulb temperature from (D) ϵ = measured saturation effectiveness divided by 100 or measured cooling effectiveness from (A) Q = measured air flow rate (cfm) from (A) W = measured total power (Watts) from (A)</p>
Whole House Fans	HVI-916, tested with manufacturer-provided louvers in place (1995)
Residential Exhaust Fans	HVI-916 (1995)

(e) **Gas Space Heaters and Oil Space Heaters.**

- (1) The test methods for gas space heaters and oil space heaters are shown in Table E-1.
- (2) Gas space heaters intended for use either with natural gas or LPG may be tested with natural gas and the results applied to both fuel types.

- (3) **Combination Space-Heating and Water-Heating Appliances.** The test method for combination space-heating and water-heating appliances is ANSI/ASHRAE 124-1991.

**Table E-1
Gas and Oil Space Heater Test Methods**

<i>Appliance</i>	<i>Test Method</i>
Central furnaces < 225,000 Btu/hr, single phase < 225,000 Btu/hr, three phase ≥ 225,000 Btu/hr gas-fired oil-fired	10 CFR Section 430.23(n) (2005) 10 CFR Section 430.23(n) (2005) or ANSI Z21.47-2001 (at manufacturer's option) ANSI Z21.47-2001 UL 727-1994
Gas infrared heaters patio heaters gas-fired high-intensity infrared heaters gas-fired low-intensity infrared heaters	FSTC 025-01 ANSI Z83.19-2001 ANSI Z83.20-2001
Unit heaters gas-fired oil-fired	ANSI Z83.8-2002* UL 731-1995*
Gas duct furnaces	ANSI Z83.8-2002
Boilers < 300,000 Btu/hr ≥ 300,000 Btu/hr	10 CFR Section 430.23(n) (2005) HI-G BTS-2000
Wall furnaces, floor furnaces, and room heaters	10 CFR Section 430.23(o) (2005)
*To calculate maximum energy consumption during standby, measure the gas energy used in one hour (in Btus) and the electrical energy used (in watt-hours) over a one-hour period, when the main burner is off. Divide Btus and watt-hours by one hour to obtain Btus per hour and watts. Divide Btus per hour by 3.412 to obtain watts. Add watts of gas energy to watts of electrical energy to obtain standby energy consumption in watts.	

(f) **Water Heaters.**

- (1) **Small Water Heaters.** The test methods for small water heaters are shown in Table F-1.

**Table F-1
Small Water Heater Test Methods**

<i>Appliance</i>	<i>Test Method</i>
Small water heaters that are federally-regulated consumer products	10 CFR Section 430.23(e) (2005)
Small water heaters that are not federally-regulated consumer products	
Gas and oil storage-type < 20 gallons rated capacity	ANSI/ASHRAE 118.2-1993
Booster water heaters	ANSI/ASTM F2022-00 (for all matters other than volume) ANSI Z21.10.3-1998 (for volume)
Hot water dispensers	Test Method in 1604(f)(4)
Mini-tank electric water heaters	Test Method in 1604(f)(5)
All others	10 CFR Section 430.23(e) (2005)

- (2) **Large water heaters.** The test method for large water heaters is: for booster water heaters ANSI/ASTM F2022-00, and for all others ANSI Z21.10.3-1998, modified as follows:
- (A) When testing an electric storage-type water heater for standby loss using Section 2.10 of ANSI Z21.10.3-1998:
1. the electrical supply voltage shall be maintained within ± 1 percent of the center of the voltage range specified on the water heater nameplate; and
 2. when needed for calculations, the thermal efficiency (E_t) shall be 98 percent.
- (B) When testing an oil water heater using Sections 2.9 and 2.10 of ANSI Z21.10.3-1998:
1. vertical length of flue pipe, of sufficient height to establish the minimum draft specified in the manufacturer's installation instructions, shall be connected to the flue gas outlet;

2. all measurements of oil consumption shall be taken by instruments with an accuracy of ± 1 percent or better; and
 3. the burner rate shall be adjusted to achieve an hourly Btu input rate within ± 2 percent of the manufacturer's specified input rate, with the CO₂ reading as specified by the manufacturer, with smoke no greater than 1, and the fuel pump pressure within ± 1 percent of the manufacturer's specification.
- (3) **Dual-Fuel Models.** Water heaters intended for use either with natural gas or LPG may be tested with natural gas and the results applied to both fuel types.
- (4) **Hot Water Dispensers.** The test method for hot water dispensers is as follows:
- (A) Connect the hot water dispenser to a water supply, a power supply and a means of measuring energy use. Fill the hot water dispenser with water and apply the power supply. Control the ambient temperature in the laboratory at $77^{\circ}\text{F} \pm 7^{\circ}\text{F}$ throughout the test.
 - (B) Let the unit operate in standby mode for at least 2 complete cycles of thermostat operation, with the thermostat set to $150^{\circ}\text{F} \pm 10^{\circ}\text{F}$ as described below.
 - (C) If the thermostat is adjustable, set it to produce water at $150^{\circ}\text{F} \pm 10^{\circ}\text{F}$, determined by discharging 5 oz. of water into an insulated cup immediately after a thermostat cut out, then measuring its temperature.
 - (D) If the thermostat is adjustable, and the temperature is not within the tolerance shown in Step B, readjust the thermostat and allow it to operate in standby mode for 2 cycles, measuring the discharge temperature immediately after the second cut out, as described above.
 - (E) After the thermostat has been properly adjusted, allow the unit to operate in standby mode for a minimum of 2 cycles, then measure the electricity used (in Wh) during the next 24 hours (plus time for first cut out after 24 hours). Begin measuring electricity usage immediately after a thermostat cut out, and end just after the first thermostat cut out after 24 hours. The total length of the test will be somewhat longer than 24 hours, depending on the first cut out after 24 hours. Divide the measured electricity used (in Wh) by the time (in hours), to obtain the standby loss (in watts).
 - (F) Record the water temperature measured in Step D and the standby loss calculated in Step E.

- (5) **Mini-Tank Electric Water Heaters.** The test method for mini-tank electric water heaters is as follows:

(A) Storage Tank Volume

Determine the storage capacity of the water heater, in gallons, by subtracting the weight of the empty water heater from the weight of the water heater when completely filled with water (with all air eliminated and line pressure applied) and dividing the resulting net weight by the density of water at the measured temperature.

$$V = \frac{W_f - W_t}{\rho}$$

Where:

V = the storage capacity in gallons

W_f = the weight of the water heater when full (lb)

W_t = the weight of the empty water heater (lb)

ρ = the density of the water (lb/gal)

(B) Test Set-Up

1. Insulate the water piping, including heat traps, if provided by the manufacturer, for a length of 4 feet from the connection to the appliance with material having a thermal resistance I value of not less than 4° F x ft² x hr/Btu. Ensure that the insulation does not contact any water heater surface except at the location where the pipe connections penetrate the appliance jacket.
2. If the manufacturer has not provided a temperature and pressure relief valve, one shall be installed and insulated.
3. Maintain the temperature of the supply water at 70° F ± 2° F and the pressure of the water supply between 40 psi and the maximum pressure specified by the manufacturer. The accuracy of the pressure measuring devices shall be within ± 1.0 pound per square inch. The water heater shall be isolated by use of a shut-off valve in the supply line with an expansion tank installed in the supply line downstream of the shutoff valve. There shall be no shut-off means between the expansion tank and the appliance inlet.
4. Before starting testing of the water heater, the setting of the thermostat shall first be obtained by supplying the water in the system at 70° F ± 2° F and then noting the maximum mean temperature of the water after the thermostat shuts off the electric supply to be 142° F ± 8° F.

5. For measuring the energy consumption, instrumentation shall be installed which measures within ± 2 percent. Voltage shall be within ± 10 percent of the rated voltage.
6. Three or more temperature sensing means shall be installed inside the storage tank on the vertical center of each of three or more non-overlapping sections of approximately equal volume from the top to the bottom of the tank. Each temperature sensing means is to be located as far as possible from any heat source or other irregularity, anodic protective device, or water tank or flue wall. The anodic protective device shall be removed in order to install the temperature sensing means and testing shall be carried out with the device removed. If the temperature sensing means cannot be installed as specified above, placement of the temperature sensing means shall be made at the discretion of the testing agency so that comparable water temperature measurements are obtained. A temperature sensing means, shielded against direct radiation and positioned at the vertical midpoint of a tank-type water heater at a perpendicular distance of approximately 24 inches from the surface of the jacket, shall be installed in the test room.
7. The ambient air temperature of the test room shall be maintained at $75^{\circ}\text{F} \pm 10^{\circ}\text{F}$. The ambient temperature shall not vary more than $\pm 7.0^{\circ}\text{F}$ from the average during the test, temperature readings being taken at 15 minute intervals and averaged at the end of the test.

(C) First Hour Rating, F_{hr} , gallons/hr

Heat the water to mean water temperature of $142^{\circ}\text{F} \pm 8^{\circ}\text{F}$. Draw hot water at $0.6\text{ gpm} \pm 0.1\text{ gpm}$ until the mean water temperature drops 25°F , while recording the water temperature every 5 seconds. Maintain the supply water temperature at $70^{\circ}\text{F} \pm 2^{\circ}\text{F}$. Measure the volume of water drawn, (F_{hr}), which is the first hour rating F_{hr} .

(D) Standby Loss

Fill the water heater with water. Turn on the electric power to the water heater. After the first cut out, allow the water heater to remain in the standby mode until the next cut out. At this time, record the time, ambient temperature and begin measuring the electric consumption. Record the maximum mean tank temperature that occurs after cut out.

Record the mean tank temperature and the ambient air temperature at the end of the first 15 minute interval and at the end of each subsequent 15 minute interval. The duration of this test shall be until the first cut out that occurs after 24 hours.

Immediately after the conclusion of the test, record the total electrical energy consumption, the final ambient air temperature, and the time duration of the

standby loss test (t) in hours rounded to the nearest one hundredth of an hour and the maximum mean tank temperature that occurs after cut out. Calculate the average of the recorded values of the mean tank temperatures and of the ambient air temperatures taken at the end of each time interval, including the initial and final values. Determine the difference (ΔT_3) between these two averages by subtracting the latter from the former, and the differences (ΔT_4) between the final and initial mean tank temperatures by subtracting the latter from the former.

Standby Loss (% per hour).

Determine the percentage standby loss using the formula:

$$S = \left[\frac{E \times 3412}{(K)(V)(\Delta T_3)(t)} - \frac{(\Delta T_4)}{(\Delta T_3)(t)(E_r/100)} \right] \times 100$$

Where:

S = standby loss, percent per hour, expressed as a ratio of the heat loss per hour to the heat content of the stored water above room temperature

K = 8.25 Btu per gallon °F, the nominal specific heat of water

V = tank capacity expressed in gallons

3412 = conversion factor, 1 kWh = 3412 Btu

ΔT_3 = difference between the mean tank temperature and the average ambient air temperature, °F

ΔT_4 = difference between the final and initial mean tank temperature, °F

t = duration of test, hrs.

E = electrical energy consumption in kWh

E_r = recovery efficiency, assumed to be 98% for water heaters with immersed heating elements

(E) Calculations

Determine the Recovery Efficiency (E_r) using the following formula:

$$E_r = 1 - \frac{(S \times K \times V \times \Delta T_2)}{(P \times 3412 \text{ Btu/kWh})}$$

Where:

S = standby loss, hr^{-1}

ΔT_2 = 45° F, the nominal difference between the mean tank temperature and the ambient air temperature during recovery

P = Rated input, kW

K = 8.25 Btu per gallon °F, the nominal specific heat of water

V = tank capacity expressed in gallons

3412 = conversion factor from kWh to Btu/hr

Determine the Standby Loss (W) using the formula:

$$W = S \times K \times V (\Delta T_1) / (3412 \text{ Btu/kWh})$$

Where:

ΔT_1 = 70° F, the nominal difference between mean tank temperature and the average ambient air temperature

S = standby loss, hr⁻¹

K = 8.25 Btu per gallon °F, the nominal specific heat of water

V = tank capacity expressed in gallons

3412 = conversion factor from kWh to Btu/hr

Determine the Daily Water Heating Energy Consumption, (C_{wh}) using the formula:

$$C_{wh} = \frac{K \times U \times \Delta T_5}{E_r}$$

Where:

U = 12 gallons, daily water use

ΔT_5 = 72° F, difference in outlet and inlet water temperatures

K = 8.25 Btu per gallon °F, the nominal specific heat of water

E_r = recovery efficiency, assumed to be 98%

Determine the Average Hourly Hot Water Storage Energy Consumption, (C_{us}) using the formula:

$$C_{us} = S \times K \times V \times \Delta T_1$$

Where:

ΔT_1 = 70° F, the nominal difference between the mean tank temperature and the ambient air temperature during standby

S = standby loss, hr⁻¹

- K = 8.25 Btu per gallon °F, the nominal specific heat of water
- V = tank capacity expressed in gallons

Determine the Average Daily Energy Consumption for Electric Water Heaters, (C_y) using the formula:

$$C_y = C_{wh} + C_{us} \times \frac{24 \text{ hrs}}{\text{day}} - \frac{C_{wh}}{P \times 3412 \text{ Btu/kWh}}$$

Where:

$$C_{wh} = \frac{K \times U \times \Delta T_5}{E_r}$$

$$C_{us} = S \times K \times V \times \Delta T_1$$

$$P = \text{Rated input, kW}$$

$$3412 = \text{conversion factor from kWh to Btu/hr}$$

Determine the Daily Hot Water Energy Consumption, (C_c) using the formula:

$$C_c = K \times U \times \Delta T_5$$

Where:

$$K = 8.25 \text{ Btu per gallon } ^\circ\text{F, the nominal specific heat of water}$$

$$U = 12 \text{ gallons, daily water use}$$

$$\Delta T_5 = 72^\circ \text{ F, the nominal difference between the outlet and inlet water temperatures}$$

Determine the Annual Energy Consumption, kBtu/year (E_{annual}) using the formula:

$$E_{\text{annual}} = \frac{C_y \text{ Btu/day} \times 365 \text{ days/yr}}{1000}$$

(F) Report the following values:

- Measured Volume, V = gallons
- First Hour Rating, F_{hr} = gallons/hr
- Rated electrical input, P = kW
- Size (overall dimensions) = inches (h x w x d)
- Recovery Efficiency, E_r = %
- Standby Loss, S = %/hr
- Standby Loss = Watts
- Annual Energy Consumption, E_{annual} = kBtu

(g) **Pool Heaters, Portable Electric Spas, and Residential Pool Pumps.**

(1) Test Methods for Pool Heaters

The test methods for pool heaters are shown in Table G.

Table G
Pool Heater Test Methods

<i>Appliance</i>		<i>Test Method</i>	
Gas-fired and oil-fired pool heaters		ANSI Z21.56-1998	
Electric resistance pool heaters		ANSI/ASHRAE 146-1998	
Heat pump pool heaters		ANSI/ASHRAE 146-1998, as modified by Addendum Test Procedure published by Pool Heat Pump Manufacturers Association dated April, 1999, Rev 4: Feb. 28, 2000:	
<i>Reading</i>	<i>Standard Temperature Rating</i>	<i>Low-Temperature Rating</i>	<i>Spa Conditions Rating</i>
Air Temperature			
Dry-bulb	27.0° C (80.6° F)	10.0° C (50.0° F)	27.0° C (80.6° F)
Wet-bulb	21.7° C (71.0° F)	6.9° C (44.4° F)	21.7° C (71.0° F)
Relative Humidity	63%	63%	63%
Pool Water Temperature	26.7° C (80.0° F)	26.7° C (80.0° F)	40.0° C (104.0° F)

(2) Test Method for Portable Electric Spas

The test method for portable electric spas is as follows:

- (A) Minimum continuous testing time shall be 72 hours.
- (B) The water temperature shall remain at or above the test temperature of 102°F for the duration of the test.
- (c) The ambient air temperature shall remain at or below the test temperature of 60°F for the duration of the test.
- (D) The standard cover that comes with the unit shall be used during the test.
- (E) The test shall start when the water temperature has been at 102°F for at least four hours.
- (F) Record the total energy use for the period of test, starting at the end of the first heating cycle after the four hour stabilization period, and finishing at the end of the first heating cycle after 72 hours has elapsed.

- (G) The unit shall remain covered and in the default operation mode during the test. Energy-conserving circulation functions, if present, must not be enabled if not appropriate for continuous, long-term use.
- (H) Data reported shall include: spa identification (make, model, S/N, specifications); volume of the unit in gallons; cover R-value; supply voltage; average relative humidity during test; minimum, maximum, and average water temperatures during test; minimum, maximum, and average ambient air temperatures during test; date of test; length of test (t, in hours); total energy use during the test (P, in Wh); and standby power (P/t, in watts).

(3) Test Method for Residential Pool Pumps

The test method for residential pool pumps is as follows:

- (A) IEEE 114-2001 shall be used for the measurement of motor efficiency.
- (B) ANSI/HI 1.6-2000 shall be used for the measurement of pump and motor combinations efficiency.
- (C) Two curves shall be calculated:
 Curve A: $H = 0.0167 \times F^2$
 Curve B: $H = 0.050 \times F^2$
 Where:
 H is the total system head in feet of water.
 F is the flow rate in gallons per minute (gpm).
- (D) For each curve (A&B), the pump head shall be adjusted until the flow and head lie on the curve. The following shall be reported for each curve and pump speed (two-speed pumps shall be tested at both high and low speeds):
 1. Head (feet of water)
 2. Flow (gallons per minute)
 3. Power (watts and volt amps)
 4. Energy Factor (gallons per watt hour)

Where the Energy Factor (EF) is calculated as:

$$EF = \text{Flow (gpm)} * 60 / \text{Power (watts)}$$

(h) **Plumbing Fittings**

- (1) provided that adjustable flow-rate units shall be tested at their maximum possible flow rate.
- (2) The test method for other plumbing fittings is ANSI/ASME A112.18.1-2000.
- (3) Showerhead-tub spout diverter combinations shall have both the showerhead and tub spout diverter tested individually.

- (i) **Plumbing Fixtures.** The test method for plumbing fixtures is ANSI/ASME A112.19.2M 1998.
- (j) **Fluorescent Lamp Ballasts.** The test method for fluorescent lamp ballasts is 10 CFR Section 430.23(q) (2005).
- (k) **Lamps.** The test method for federally-regulated general service fluorescent lamps, state-regulated general service incandescent lamps, and federally-regulated incandescent reflector lamps is 10 CFR Section 430.23(r) (2005).
- (l) **Emergency Lighting.** The test method for illuminated exit signs is as follows:
 - (1) Conditions for testing:
 - (A) testing shall be conducted in clear (non-smoke) conditions;
 - (B) all measurements shall be made in a stable ambient air temperature of $25^{\circ}\text{C} \pm 5^{\circ}\text{C}$;
 - (C) all voltages shall be provided within ± 0.5 percent by a constant voltage power supply;
 - (D) signs which are rated for continuous operation at more than one AC input voltage shall be tested at each of the rated AC input voltages.
 - (E) prior to input power or photometric measurements, the sign shall be operated at the rated input voltage for a period of 100 hours;
 - (F) in addition, a sign with an internal battery shall be operated from the battery for one-and-one-half hours and then recharged for the period specified by the manufacturer; and
 - (G) all of the light sources of the sign, except those only energized in the battery operation mode, shall produce light throughout the first 100 hours of operation.
 - (2) Input power measurement

Measure the total input power of the sign in its entirety with an appropriate true RMS watt meter at the rated input voltage which represents normal operation. For a sign that includes a battery, the battery circuit shall be connected and the battery fully charged before any measurements are made. Calculate input power per face by dividing total input power of the sign by the number of faces.
 - (3) Photometric measurements.

Each of the luminance characteristics of the sign shall be measured at three voltages (or three voltages for each of the rated AC input voltages for signs rated for continuous operation at more than one AC input voltage).

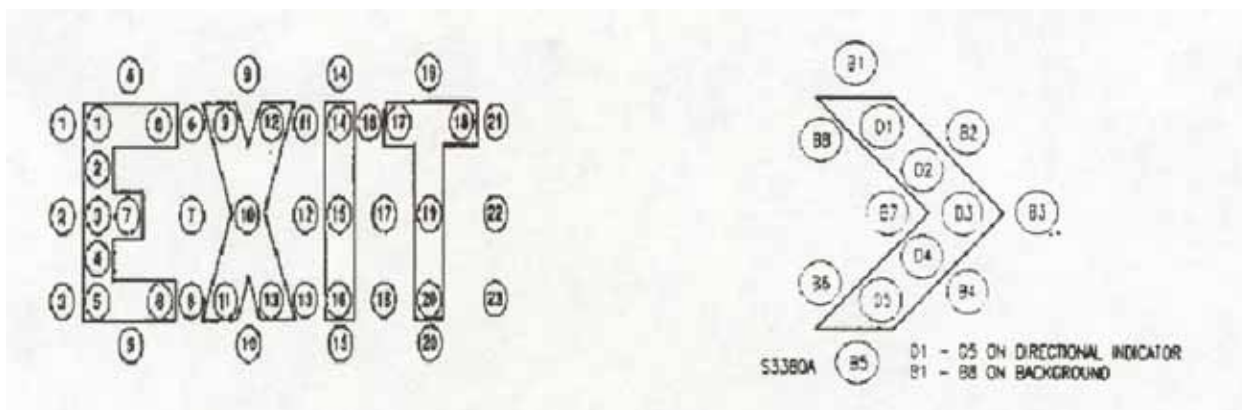
- (A) the rated input voltage which represents normal operation;
- (B) a voltage corresponding to the minimum voltage provided either by the internal battery or a remote emergency power source after one minute of operation, as applicable; and
- (C) a voltage corresponding to the minimum voltage provided by the internal battery after the marked rated operating time or at 87.5 percent of the rated emergency input voltage for signs intended to be connected to a remote emergency power source. The level of illumination of the exit sign shall be permitted to decline to 60 percent of the initial illumination by the end of the emergency lighting time duration.

All measurements shall be taken with less than 0.01 foot-candles of external illumination on the face of the sign. The luminances shall be measured from two viewing angles: 1) from normal (0°) to the face of the sign, and 2) from 45° to the face of the sign.

(4) Luminance measurement positions

The positions where the luminances for the legend and background of the exit sign are to be measured are found in Figures 40.4 through 40.9A (as appropriate for the type of sign being tested) of UL 924-1995 (revised 1999).

(5) Measurement of exit sign luminance. Measurement of directional indicator.



The luminance for each numbered position in the legend and directional indicator shall be measured over a circular area as large as possible while maintaining at least a 1.6 mm distance between the perimeter of the circular area and the adjacent border. The positions for measuring the luminances of the background shall lie within 25.4 mm of the legend and directional indicator but no closer than 1.6 mm to the border.

(6) Luminance calculations

The following shall be calculated:

(A) **Average luminance** of (i) the legend or background of the legend, whichever is higher, and where applicable, (ii) the directional indicator or its background, whichever is higher: for each, the luminance of all the positions measured.

(B) **Luminance contrast:**

$$\text{Contrast} = \frac{L_g - L_e}{L_g}$$

Where: L_g is the greater luminance and
 L_e is the lesser luminance,

either the variable L_g or L_e may represent the legend or directional indicator, and the remaining variable shall represent the respective background.

(C) **Minimum luminance** of (i) the legend or background of the legend, whichever is higher, and where applicable, (ii) the directional indicator or its background, whichever is higher: for each, the lowest luminance of all points measured.

(D) **Maximum to minimum luminance ratio** of (i) the legend, or background of the legend, whichever is higher, and where applicable, (ii) the directional indicator or its background, whichever is higher: for each the ratio of the highest luminance of any position measured to the lowest luminance of any position measured.

(m) **Traffic Signal Modules and Traffic Signal Lamps.**

(1) The test method for traffic signal modules for vehicle control and traffic signal lamps is the CalTrans Traffic Signal Specifications for LED Signal Modules, March 9, 2001.

(2) The test method for traffic signal modules for pedestrian control is the CalTrans Traffic Signal Modules for Combination Pedestrian Signals, January 17, 2001.

(n) **Luminaires.**

(1) There is no test method for torchieres.

(2) The test method for metal halide luminaires is ANSI C82.6-1985 (R 1996).

(3) The test method for under-cabinet luminaires is 10 CFR 430.23(q) (2005).

(o) **Dishwashers.** The test method for dishwashers is 10 CFR Section 430.23(c) (2005).

(p) **Clothes Washers.** The test methods for clothes washers are shown in Table P-1.

**Table P-1
Clothes Washer Test Methods**

<i>Appliance</i>	<i>Test Method</i>
Clothes washers that are consumer products	10 CFR Section 430.23(j) (Appendix J1 to Subpart B of Part 430) (2005)
Commercial clothes washers	10 CFR Section 430.23(j) (Appendix J1 to Subpart B of Part 430) (2005)

- (q) **Clothes Dryers.** The test method for clothes dryers is 10 CFR Section 430.23(d) (2005).
- (r) **Cooking Products and Food Service Equipment.** The test methods for cooking products that are consumer products, commercial hot food holding cabinets, commercial convection ovens and commercial range tops are shown in Table R.

**Table R
Cooking Product and Food Service Equipment Test Methods**

<i>Appliance</i>	<i>Test Method</i>
Cooking products that are consumer products	10 CFR Section 430.23(i) (2005)
Commercial hot food holding cabinets	ANSI/ASTM F2140-01 (Test for idle energy rate-dry test) and US EPA's Energy Star Guidelines, "Measuring Interior Volume" (Test for interior volume)
Commercial convection ovens	ANSI/ASTM F1496-99 (Test for energy input rate and idle energy consumption only)
Commercial range tops	ANSI/ASTM F1521-96 (Test for cooking energy efficiency only)

- (s) **Electric Motors.** The test method for electric motors is 10 CFR Sections 431.23 – 431.28 (2005), including but not limited to provisions on testing laboratories, recognition of accreditation bodies, and recognition of certification programs.
- (t) **Distribution Transformers.** The test method for distribution transformers is NEMA TP 2-1998.
- (u) **Power Supplies and Consumer Audio and Video Equipment.**
- (1) **Power Supplies.** The test method for power supplies is US EPA "Test Method for Calculating the Energy Efficiency of Single-Voltage External AC-DC and AC-AC Power Supplies" dated August 11, 2004.

- (2) **Consumer Audio and Video Equipment.** The test method for consumer audio and video equipment is International Electrotechnical Commission (IEC) 62087:2002(E) – “Methods of Measurement for the Power Consumption of Audio, Video, and Related Equipment.”

The following documents are incorporated by reference in Section 1604.

CALIFORNIA ENERGY COMMISSION TEST METHODS

CEC/Gas-Fired Heat Pumps Efficiency Calculation Method for Gas-Fired Heat Pumps as a Exceptional Method (1996) New Compliance Option (1996)

Copies available from: California Energy Commission
Energy Hotline
1516 Ninth Street, MS-25
Sacramento, California 95814
Phone: (916) 654-5106
FAX: (916) 654-4304

FEDERAL TEST METHODS

CFR, Title 10, Section 430.23 (2005)

CFR, Title 10, Sections 431.23-431.28 (2005)

Copies available from: Superintendent of Documents
U.S. Government Printing Office
Washington, DC 20402
www.access.gpo.gov/nara/cfr

EPA Energy Star Solid State Test Method for Ceiling Fans (2004)

EPA Energy Star Program Requirements for Bottled Water Coolers (2004)

EPA Test Method for Calculating the Energy Efficiency of Single-Voltage External AC-DC and AC-AC Power Supplies” August 11, 2004)

Copies available from: US EPA
Climate Protection Partnership
ENERGY STAR Programs Hotline & Distribution
(MS-6202J)
1200 Pennsylvania Ave NW
Washington, DC 20460
www.energystar.gov

AIR-CONDITIONING AND REFRIGERATION INSTITUTE (ARI)

ANSI/ARI 210/240-2003	Standard for Unitary Air-Conditioning and Air-Source Heat Pump Equipment
ANSI/ARI 310/380-2004	Standard for Packaged Terminal Air-Conditioners and Heat Pumps
ANSI/ARI 320-98	Standard for Water-Source Heat Pumps
ANSI/ARI 340/360-2000	Standard for Commercial and Industrial Unitary Air-Conditioning and Heat Pump Equipment
ARI 810-2003	Automatic Commercial Ice-Makers
ARI/ISO 13256-1:1998	Standard for Water-Source Heat Pumps (used only for ground water-source heat pumps and ground-source closed loop heat pumps)
Copies available from:	Air-Conditioning and Refrigeration Institute 4301 North Fairfax Drive, Suite 425 Arlington, VA 22203 www.ari.org Phone: (703) 524-8800 FAX: (703) 528-3816

AMERICAN NATIONAL STANDARDS INSTITUTE (ANSI)

ANSI C82.6-1985 (R1996)	Ballasts for High Intensity Discharge Lamps – Method of Measurement
ANSI Z21.10.3-1998	Standard for Gas Water Heaters, Volume III, Storage Water Heaters with Input Ratings Above 75,000 Btu per hour, Circulating and Instantaneous
ANSI Z21.40.4-1996	Performance Testing and Rating of Gas-Fired Air-Conditioning and Heat Pump Appliances
ANSI Z21.47-2001	Standard for Gas-Fired Central Furnaces
ANSI Z21.56-1998	Standard for Gas-Fired Pool Heaters
ANSI Z83.8-2002	Standard for Gas Unit Heaters and Gas-Fired Duct Furnaces
ANSI Z83.19-2001	Standard for Gas-Fired High-Intensity Infrared Heaters
ANSI Z83.20-2001	Standard for Gas-Fired Low-Intensity Infrared Heaters
Copies available from:	American National Standards Institute 1819 L Street, NW, 6 th Floor

Washington DC 20036
 www.ansi.org
 Phone: (202) 293-8020
 FAX: (202) 293-9287

AMERICAN SOCIETY FOR TESTING AND MATERIALS (ASTM)

ANSI/ASTM F1496-99	Standard Test Method for Performance of Convection Ovens
ANSI/ASTM F1521-96	Standard Test Methods for Performance of Range Tops
ANSI/ASTM F2022-00	Standard Test Method for Performance of Booster Water Heaters
ANSI/ASTM F2140-01	Standard Test Method for the Performance of Hot Food Holding Cabinets
ANSI/ASTM F2143-01	Standard Test Method for the Performance of Refrigerated Buffet and Preparation Tables
ANSI/ASTM F2324-03	Standard Test Method for Pre-Rinse Spray Valves

Copies available from:

ASTM
 100 Barr Harbor Drive
 West Conshohocken, PA 19428-2959
 www.astm.org
 Phone: (610) 832-9585
 FAX: (610) 832-9555

AMERICAN SOCIETY OF HEATING, REFRIGERATING AND AIR-CONDITIONING ENGINEERS (ASHRAE)

ANSI/ASHRAE 32.1 2004	Methods of Testing for Rating Vending Machines for Bottled, Canned, and Other Sealed Beverages
ASHRAE 58-74	Method of Testing Room Air Conditioner Heating Capacity
ANSI/ASHRAE 72-1998	Method of Testing Open Refrigerators
ANSI/ASHRAE 117-1992	Method of Testing Closed Refrigerators
ANSI/ASHRAE 118.2-1993	Method of Testing for Rating Residential Water Heaters
ANSI/ASHRAE 124-1991	Method of Testing for Rating Combination Space-Heating and Water-Heating Appliances

ANSI/ASHRAE 127-2001	Method of Testing for Rating Computer and Data Processing Room Unitary Air-Conditioners
ANSI/ASHRAE 128-2001	Method of Rating Spot Unitary Air Conditioners
ANSI/ASHRAE 133-2001	Method of Testing Direct Evaporative Air Coolers
ANSI/ASHRAE 143-2000	Method of Test for Rating Indirect Evaporative Coolers
ANSI/ASHRAE 146-1998	Method of Testing and Rating Pool Heaters

Copies available from: American Society of Heating, Refrigerating and Air-Conditioning Engineers
1791 Tullie Circle N.E.
Atlanta, GA 30329
www.ashrae.org
Phone: (800) 527-4723 (U.S./Canada) or (404) 636-8400
FAX: (404) 321-5478

AMERICAN SOCIETY OF MECHANICAL ENGINEERS (ASME)

ANSI/ASME A112.18.1-2000	Plumbing Fixture Fittings
ANSI/ASME A112.19.2M-1998	Vitreous China Plumbing Fixtures

Copies available from: ASME International
Three Park Avenue
New York, NY 10016-5990
www.asme.org
Phone: (800) THE-ASME (U.S./Canada)
95-800-843-2763 (Mexico)
(973) 882-1167 (Outside North America)

ASSOCIATION OF HOME APPLIANCE MANUFACTURERS (AHAM)

ANSI/AHAM HRF1-1979	Household Refrigerators, Combination Refrigerator-Freezers, and Household Freezers
---------------------	--

Copies available from: Association of Home Appliance Manufacturers
1111 19th Street, NW, Suite 402
Washington, DC 20036
www.aham.org
Phone: (202) 872-5955
FAX: (202) 872-9354

CALIFORNIA DEPARTMENT OF TRANSPORTATION (CalTrans)

Traffic Signal Specifications for LED Signal Modules,
March 9, 2001

CalTrans Traffic Signal Modules for Combination Pedestrian
Signals, January 17, 2001.

Copies available from: California Department of Transportation
Publication Distribution Unit
1900 Royal Oaks Drive
Sacramento, CA 95815
www.dot.ca.gov/hq/traffops/electsys/led/index.htm
Phone: (916) 445-3520

HOME VENTILATING INSTITUTE (HVI)

HVI-916 (1995) Air Flow Test Standard – Laboratory Methods of Testing Air
Flow Capacity of Residential Ventilation Equipment for Rating

Copies available from: Home Ventilating Institute
30 West University Drive
Arlington Heights, IL 60004
www.hvi.org
Phone: (847) 394-0150

HYDRAULIC INSTITUTE (HI)

ANSI/HI 1.6-2000 Centrifugal Pump Tests

Copies available from: Hydraulic Institute
9 Sylvan Way
Parsippany, NJ 07054
www.hydraulicinstitute.com
Phone: (973) 267-9700

HYDRONICS INSTITUTE – DIVISION OF GAMA (HI-G)

BTS-2000 Method to Determine Efficiency of Commercial Space Heating
Boilers

Copies available from: Hydronics Institute Division of GAMA
P.O. Box 218
Berkeley Heights, NJ 07922-0218
www.gamanet.org
Phone: (908) 464-8200
FAX: (908) 464-7818

INTERNATIONAL ELECTROTECHNICAL COMMISSION (IEC)

IEC 62087 (2002) (E) Methods of Measurement for the Power Consumption of

Audio, Video, and Related Equipment.

Copies available from: IEC Central Office
3, rue de Varembe
P.O. Box 131
CH – 1211 GENEVA 20
Switzerland
Phone: +41 22 919 02 11

INSTITUTE OF ELECTRICAL AND ELECTRONICS ENGINEERS (IEEE)

IEEE 114-2001 Standard Test Procedures for Single-Phase Induction Motors

Copies available from: Institute of Electrical and Electronics Engineers
Publications Office
10662 Los Vaqueros Circle
PO Box 3014
Los Alamitos, CA 90720-1264
www.ieee.org
Phone: (714) 821-8380
Fax: (714) 821-4010

NATIONAL ELECTRICAL MANUFACTURERS ASSOCIATION (NEMA)

NEMA TP2-1998 Standard Test Method for Measuring the Energy Consumption of Distribution Transformers

Copies available from: National Electrical Manufacturers Association
1300 N. 17th Street, Suite 1847
Rosslyn, VA 22209
www.nema.org
Phone: (703) 841-3200
FAX: (703) 841-3300

PG&E FOOD SERVICE TECHNOLOGY CENTER (FSTC)

FSTC 025-01 Standard Test Method for the Performance of Patio Heaters

Copies available from: PG&E Food Service Technology Center
12949 Alcosta Boulevard, Suite 101
San Ramon, CA 94583
www.fishnick.com
Phone: (925) 866-2844
FAX: (925) 866-2864

POOL HEAT PUMP MANUFACTURERS ASSOCIATION

Addendum Test Procedure – April 1999, Rev. 4: Feb. 28, 2000

Copies available from: Pool Heat Pump Manufacturers Association
 Jeff Tawney, President
 c/o Aquacal
 2737 24th Street, North
 St. Petersburg, FL 33713
 Phone: (727) 823-5642 Ext. 130

UNDERWRITERS LABORATORIES, INC. (UL)

UL 727-1994 Standard for Safety for Oil-Fired Central Furnaces

UL 731-1995 Standard for Safety for Oil-Fired Unit Heaters

UL 924-1995 (rev. 1999) Standard for Safety for Emergency Lighting and Power Equipment

Copies available from: Underwriters Laboratories, Inc.
 333 Pfingsten Road
 Northbrook, IL 60062-2096
 www.ul.com
 Phone: (847) 272-8800
 FAX: (847) 272-8129

NOTE: Authority cited: Sections 25213, 25218(e), 25402(a)-(c), and 25960, Public Resources Code.

Reference: Sections 25216.5(d), 25402(a)-(c), and 25960, Public Resources Code.

Section 1605. Energy Performance, Energy Design, Water Performance, and Water Design Standards: In General.

- (a) **California Standards that are the same as Federal Standards.** Section 1605.1 contains standards that are the same as the federal standards contained in, or adopted in regulations pursuant to, NAECA or EPAAct.
- (1) The standards in Section 1605.1 are applicable as federal law to the sale of appliances in California and the rest of the United States. The standards apply to federally-regulated consumer products and federally-regulated commercial and industrial equipment. Under 42 U.S.C. Sections 6302(a)(5), 6316(a), and 6316(b)(1), which are enforced by the U.S. Department of Energy, no appliance listed in this Section may be sold in the United States unless the appliance complies with the applicable standard listed in this Section as determined using the applicable test method listed in Section 1604, and with all other requirements of federal law.
 - (2) Each standard in Section 1605.1 is also adopted in this Article as California state law applicable to the sale and offering for sale of appliances in California, if the corresponding federal standard is repealed or becomes inoperable, inapplicable, or otherwise invalid as federal law. Immediately upon the effect of such federal repeal or invalidity the standard becomes effective as California state law, and no appliance previously covered by the federal standard shall be sold or offered for sale in the state unless the appliance complies with the state standard as determined using the applicable test method listed in Section 1604, and with all other requirements of this Article. Provided, however, that if a waiver from federal preemption is required for a standard in Section 1605.1, the state standard takes effect as California state law only on the effective date of a U.S. Department of Energy waiver from federal preemption.
- (b) **California Standards for Federally-Regulated Appliances.** Section 1605.2 contains standards that are exclusively California standards. They are applicable as state law to the sale and offering for sale of appliances in California. Because the standards apply to federally-regulated appliances, they take effect as state law only on:
- (1) the effective date of a U.S. Department of Energy waiver from federal preemption; or
 - (2) one year after removal of federal preemption by action such as a change in federal law, but no earlier than July 1, 2004.
- When an applicable standard in Section 1605.2 takes effect as state law, no appliance may be sold or offered for sale in California unless the appliance complies with the standard as determined using the applicable test method in Section 1604 (and with all the other applicable requirements of this Article).
- (c) **California Standards Applicable to Sale and Installation.** Section 1605.3 contains standards that are exclusively California standards. They are applicable as state law to the sale or offering for sale of appliances in California. No appliance may be sold or offered for sale in California unless the appliance complies with the applicable standard in

Section 1605.3 as determined using the applicable test method listed in Section 1604 (and with all the other requirements of this Article).

- (d) **Multiple Standards.** If more than one standard is shown for an appliance in Section 1605.1, 1605.2, or 1605.3, the appliance shall meet all the standards shown.
- (e) **Multiple Test Methods.** If more than one test method is shown as applicable to a standard in Section 1605.1, 1605.2, or 1605.3, the appliance shall comply with the standard when tested with each and every individual specified test method, except for those appliances where the appropriate provision in Section 1604 specifically allows a choice of test method at the manufacturer's option.
- (f) **Multiple Functions.** If an appliance can serve more than one function, such as either space-heating and service water-heating then:
 - (1) if the primary function is served by a federally-regulated appliance, the primary function appliance shall meet the applicable standard in Section 1605.1; and
 - (2) if the primary function is served by an appliance that is not a federally-regulated appliance, the primary function appliance shall meet the applicable standard in Section 1605.2 or Section 1605.3; and the secondary function appliances shall meet the applicable standards in Sections 1605.1, 1605.2, and 1605.3. Water heaters that are federally-regulated appliances, and that are contained in combination space-heating and water-heating appliances that are federally-regulated appliances, are required only to meet the standard for the applicable type of water heater, and are not required to meet any standard for space heaters.

NOTE: Authority cited: Sections 25213, 25218(e), 25402(a)-(c), and 25960, Public Resources Code.

Reference: Sections 25216.5(d), 25402(a)-(c), and 25960, Public Resources Code.

Section 1605.1. Federal and State Standards for Federally-Regulated Appliances.

(a) Refrigerators, Refrigerator-Freezers, and Freezers.

- (1) **Standards.** The energy consumption of refrigerators designed for the refrigerated storage of food at temperatures above 32° F and below 39° F, configured for general refrigerated food storage, refrigerator-freezers, and freezers, including internal freezers, drawer units, and kitchen units that are manufactured on or after the effective dates shown shall be not greater than the applicable values shown in Table A-3.

Table A-3
Standards for Refrigerators, Refrigerator-Freezers, and Freezers

<i>Appliance</i>	<i>Maximum Energy Consumption (kWh/yr)</i>	
	Effective January 1, 1993 Through June 30, 2001	Effective July 1, 2001
Refrigerators and Refrigerator-Freezers with manual defrost	13.5AV + 299	8.82AV + 248.4
Refrigerator-Freezer – partial automatic defrost	10.4AV + 398	8.82AV + 248.4
Refrigerator-Freezers – automatic defrost with top-mounted freezer without through-the-door ice service and all refrigerators – automatic defrost	16.0AV + 355	9.80AV + 276.0
Refrigerator-Freezers – automatic defrost with side-mounted freezer without through-the-door ice service	11.8 AV + 501	4.91 AV + 507.5
Refrigerator-Freezers – automatic defrost with bottom-mounted freezer	16.5AV + 367	4.60AV + 459.0
Refrigerator-Freezers – automatic defrost with top-mounted freezer with through-the-door ice service	17.6 AV + 391	10.20AV + 356.0
Refrigerator-Freezers – automatic defrost with side-mounted freezer with through-the-door ice service	16.3AV + 527	10.10AV + 406.0
Upright Freezers with manual defrost	10.3AV + 264	7.55AV + 258.3
Upright Freezers with automatic defrost	14.9AV + 391	12.43AV + 326.1
Chest Freezers and all other Freezers except Compact Freezers	11.0AV + 160	9.88AV + 143.7
Compact Refrigerators and Refrigerator-Freezers with manual defrost	13.5AV + 299*	10.70AV + 299.0
Compact Refrigerator-Freezers – partial automatic defrost	10.4AV + 398*	7.00AV + 398.0
Compact Refrigerator-Freezers – automatic defrost with top-mounted freezer and compact all refrigerators – automatic defrost	16.0AV + 355*	12.70AV + 355.0
Compact Refrigerator-Freezers – automatic defrost with side-mounted freezer	11.8 AV + 501 [†]	7.60AV + 501.0
Compact Refrigerator-Freezers – automatic defrost with bottom-mounted freezer	16.5AV + 367*	13.10AV + 367.0
Compact Upright Freezers with manual defrost	10.3AV + 264*	9.78AV + 250.8
Compact Upright Freezers with automatic defrost	14.9AV + 391 [†]	11.40AV + 391.0
Compact Chest Freezers	11.0AV + 160 [†]	10.45AV + 152.0
AV = adjusted total volume, expressed in ft ³ , as determined in 10 CFR, Part 430, Appendices A1 and B1 of Subpart B, which is: [1.44 x freezer volume (ft ³)] + refrigerator volume (ft ³) for refrigerators; [1.63 x freezer volume (ft ³)] + refrigerator volume (ft ³) for refrigerator-freezers; [1.73 x freezer volume (ft ³)] for freezers.		
*Applicable standards for compact refrigerator products manufactured before July 1, 2001. Compact refrigerator products are not separate product categories under the standards effective January 1, 1993.		

Note: Maximum energy consumption standards for refrigerator-freezers with internal freezers are same as those for refrigerator-freezers with top-mounted freezers.

- (2) See Section 1605.3(a) for energy efficiency and energy design standards for freezers with volume exceeding 30 ft³ that are consumer products, wine chillers that are consumer products, commercial refrigerators including but not limited to refrigerated bottled or canned beverage vending machines, commercial refrigerator-freezers, commercial freezers, commercial ice-makers, and water dispensers.

(b) **Room Air Conditioners, Room Air-Conditioning Heat Pumps, Packaged Terminal Air Conditioners, and Packaged Terminal Heat Pumps.**

- (1) **Room Air Conditioners and Room Air-Conditioning Heat Pumps.** The EER of room air conditioners and room air-conditioning heat pumps that are manufactured on or after the effective dates shown shall be not less than the applicable values shown in Table B-2. The EER of room air conditioners and room air-conditioning heat pumps that are labeled for use at more than one voltage shall be not less than the applicable values shown in Table B-2 at each of the labeled voltages.

Table B-2
Standards for Room Air Conditioners and Room Air-Conditioning Heat Pumps

<i>Appliance</i>	<i>Louvered Sides</i>	<i>Cooling Capacity (Btu/hr)</i>	<i>Minimum EER</i>	
			<i>Effective January 1, 1990</i>	<i>Effective October 1, 2000</i>
Room Air Conditioner	Yes	< 6,000	8.0	9.7
Room Air Conditioner	Yes	≥ 6,000 – 7,999	8.5	9.7
Room Air Conditioner	Yes	≥ 8,000 – 13,999	9.0	9.8
Room Air Conditioner	Yes	≥ 14,000 – 19,999	8.8	9.7
Room Air Conditioner	Yes	≥ 20,000	8.2	8.5
Room Air Conditioner	No	< 6,000	8.0	9.0
Room Air Conditioner	No	≥ 6,000 – 7,999	8.5	9.0
Room Air Conditioner	No	≥ 8,000 – 19,999	8.5	8.5
Room Air Conditioner	No	≥ 20,000	8.2	8.5
Room Air Conditioning Heat Pump	Yes	< 20,000	8.5	9.0
Room Air Conditioning Heat Pump	Yes	≥ 20,000	8.5	8.5
Room Air Conditioning Heat Pump	No	< 14,000	8.0	8.5
Room Air Conditioning Heat Pump	No	≥ 14,000	8.0	8.0
Casement-Only Room Air Conditioner	Either	Any	*	8.7
Casement-Slider Room Air Conditioner	Either	Any	*	9.5

*Casement-only room air conditioners and casement-slider room air conditioners are not separate product classes under standards effective January 1, 1990. Such appliances, if manufactured before October 1, 2000, are subject to the applicable standards in Table B-2 for the other room air conditioners and room air-conditioning heat pumps based on capacity and the presence or absence of louvered sides.

- (2) **Packaged Terminal Air Conditioners and Packaged Terminal Heat Pumps.** The EER and COP, as applicable, of packaged terminal air conditioners and packaged terminal heat pumps shall be not less than the applicable values shown in Table B-3.

Table B-3

Standards for Packaged Terminal Air Conditioners and Packaged Terminal Heat Pumps

<i>Appliance</i>	<i>Mode</i>	<i>Cooling Capacity (Btu/hr)</i>	<i>Minimum EER or COP</i>
Packaged terminal air conditioners and packaged terminal heat pumps	Cooling	≤ 7,000	8.88 EER
		> 7,000 and < 15,000	10.0 – (0.00016 x Cap.) EER
		≥ 15,000	7.6 EER
Packaged terminal heat pumps	Heating	Any	1.3 + [0.16 (10.0 – 0.00016 x Cap.)] COP
Cap. = cooling capacity (Btu/hr)			

(c) **Central Air Conditioners.**

- (1) **Central Air Conditioners Other than Water-Source Heat Pumps Below 240,000 Btu/hr.** The EER, SEER, COP, and HSPF, as applicable, of all central air conditioners shall be not less than the applicable values shown in Tables C-2, C-3, C-4, and C-5.

Table C-2
Standards for Single Phase Air-Cooled Air Conditioners with
Cooling Capacity Less than 65,000 Btu per Hour and Single Phase Air-Source Heat
Pumps with Cooling Capacity Less than 65,000 Btu per Hour, Not Subject to EPA Act

<i>Appliance</i>	<i>Minimum Efficiency</i>			
	<i>Effective January 1, 1995</i>		<i>Effective January 23, 2006</i>	
	<i>Minimum SEER</i>	<i>Minimum HSPF</i>	<i>Minimum SEER</i>	<i>Minimum HSPF</i>
Split system air conditioners	10.0	—	13.0	—
Split system heat pumps	10.0	6.8	13.0	7.7
Single package air conditioners	9.7	—	13.0	—
Single package heat pumps	9.7	6.6	13.0	7.7
Space constrained air conditioners – split system	10.0	—	reserved	—
Space constrained heat pumps – split system	10.0	6.8	reserved	reserved
Space constrained air conditioners – single package	9.7	—	reserved	—
Space constrained heat pumps – single package	9.7	6.6	reserved	reserved

Table C-3
Standards for Air-Cooled Air Conditioners and
Air-Source Heat Pumps Subject to EPAct

<i>Appliance</i>	<i>Cooling Capacity (Btu/hr)</i>	<i>System Type</i>	<i>Minimum Efficiency</i>
Air-cooled unitary air conditioners and heat pumps (cooling mode)	< 65,000 *	Split system	10.0 SEER
	< 65,000 *	Single package	9.7 SEER
	≥ 65,000 and < 135,000	All	8.9 EER
	≥ 135,000 and < 240,000	All	8.5 EER
Air-cooled unitary air-conditioning heat pumps (heating mode)	< 65,000 *	Split system	6.8 HSPF
	< 65,000 *	Single package	6.6 HSPF
	≥ 65,000 and < 135,000	All	3.0 COP at 47° F db
	≥ 135,000 and < 240,000	All	2.9 COP
* Three phase models only.			

Table C-4
Standards for Evaporatively-Cooled Air Conditioners

<i>Appliance</i>	<i>Cooling Capacity (Btu per hour)</i>	<i>Minimum EER</i>		
		<i>Effective January 1, 1994</i>	<i>Effective October 29, 2003</i>	<i>Effective October 29, 2004</i>
Evaporatively-cooled air conditioners	< 65,000	9.3	12.1	12.1
	≥ 65,000 and < 135,000	10.5	11.5 ¹	11.5 ¹
	≥ 135,000 and < 240,000	9.6	9.6	11.0
¹ Deduct 0.2 from the required EER for units with heating sections other than electric resistance heat.				

Table C-5
Standards for Water-Cooled Air Conditioners and Water-Source Heat Pumps

<i>Appliance</i>	<i>Cooling Capacity (Btu per hour)</i>	<i>Minimum Efficiency</i>					
		<i>Effective January 1, 1995</i>		<i>Effective October 29, 2003</i>		<i>Effective October 29, 2004</i>	
		<i>Minimum EER</i>	<i>Minimum COP</i>	<i>Minimum EER</i>	<i>Minimum COP</i>	<i>Minimum EER</i>	<i>Minimum COP</i>
Water-cooled air conditioners	< 17,000	9.3	—	12.1	—	12.1	—
Water-source heat pumps	< 17,000	9.3	3.8	11.2	4.2	11.2	4.2
Water-cooled air conditioners	≥ 17,000 and < 65,000	9.3	—	12.1	—	12.1	—
Water-source heat pumps	≥ 17,000 and < 65,000	9.3	3.8	12.0	4.2	12.0	4.2
Water-cooled air conditioners	≥ 65,000 and < 135,000	10.5	—	11.5 ¹	—	11.5	—
Water-source heat pumps	≥ 65,000 and < 135,000	10.5	3.8	12.0	4.2	12.0	4.2
Water-cooled air conditioners	≥ 135,000 and < 240,000	9.6	—	9.6	—	11.0	—
Water-source heat pumps	≥ 135,000 and < 240,000	9.6	2.9	9.6	2.9	9.6	2.9

¹ Deduct 0.2 from the required EER for units with heating sections other than electric resistance heat.

- (2) **Gas-fired Air Conditioners and Heat Pumps.** There is no energy efficiency standard or energy design standard for gas-fired air conditioners or gas-fired heat pumps.
- (3) **Other Central Air Conditioners.** See Sections 1605.2(c) and 1605.3(c) for energy efficiency standards for other central air conditioners.
- (d) **Spot Air Conditioners, Evaporative Coolers, Ceiling Fans, Whole House Fans, and Residential Exhaust Fans.**

There is no energy efficiency standard or energy design standard for spot air conditioners, evaporative coolers, ceiling fans, whole house fans, or residential exhaust fans.

(e) **Gas and Oil Space Heaters.**

- (1) **Gas Wall Furnaces, Gas Floor Furnaces, and Gas Room Heaters.** The AFUE of gas wall furnaces, gas floor furnaces, and gas room heaters shall be not less than the applicable values shown in Table E-2.

Table E-2
Standards for Gas Wall Furnaces, Floor Furnaces, and Room Heaters

<i>Appliance</i>	<i>Design Type</i>	<i>Capacity (Btu per hour)</i>	<i>Minimum AFUE (%)</i>
Wall furnace	Fan	≤ 42,000	73
Wall furnace	Fan	> 42,000	74
Wall furnace	Gravity	≤ 10,000	59
Wall furnace	Gravity	> 10,000 ≤ 12,000	60
Wall furnace	Gravity	> 12,000 ≤ 15,000	61
Wall furnace	Gravity	> 15,000 ≤ 19,000	62
Wall furnace	Gravity	> 19,000 ≤ 27,000	63
Wall furnace	Gravity	> 27,000 ≤ 46,000	64
Wall furnace	Gravity	> 46,000	65
Floor furnace	All	≤ 37,000	56
Floor furnace	All	> 37,000	57
Room heater	All	≤ 18,000	57
Room heater	All	> 18,000 and ≤ 20,000	58
Room heater	All	> 20,000 and ≤ 27,000	63
Room heater	All	> 27,000 and ≤ 46,000	64
Room heater	All	> 46,000	65

- (2) **Central Gas Furnaces, Central Gas Boilers, Central Oil Furnaces, and Central Oil Boilers.** The AFUE, thermal efficiency, and combustion efficiency, as applicable, of central gas furnaces, central gas boilers, central oil furnaces, and central oil boilers shall be not less than the applicable values shown in Tables E-3 and E-4.

Table E-3
Standards for Gas- and Oil-Fired Central Boilers

<i>Appliance</i>	<i>Rated Input (Btu/hr)</i>	<i>Minimum Efficiency (%)</i>	
		<i>AFUE</i>	<i>Combustion Efficiency at Maximum Rated Capacity</i>
Gas steam boilers with single phase electrical supply	< 300,000	75	—
All other boilers with single phase electrical supply	< 300,000	80	—
Gas packaged boilers	≥ 300,000	—	80
Oil packaged boilers	≥ 300,000	—	83

Table E-4
Standards for Gas- and Oil-Fired Central Furnaces

<i>Appliance</i>	<i>Rated Input (Btu/hr)</i>	<i>Minimum Efficiency (%)</i>	
		<i>AFUE</i>	<i>Thermal Efficiency</i>
Mobile home gas and oil central furnaces with single phase electrical supply	< 225,000	75	—
All other gas and oil central furnaces with single phase electrical supply	< 225,000	78	—
Gas central furnaces	≥ 225,000	—	80
Oil central furnaces	≥ 225,000	—	81

- (3) **Infrared Gas Heaters.** There is no energy efficiency standard or energy design standard for infrared gas heaters.
- (4) **Other Gas and Oil Space Heaters.** See Section 1605.3(e) for standards for boilers, central furnaces, duct furnaces, and unit heaters that are not federally-regulated consumer products or federally-regulated commercial and industrial equipment.

(f) **Water Heaters.**

- (1) **Large Water Heaters.** The thermal efficiency and standby loss of large water heaters manufactured during the applicable time period shall be not less than the applicable values shown in Tables F-2 and F-3.

Table F-2
Standards for Large Water Heaters
Effective October 29, 2003

<i>Appliance</i>	<i>Category</i>	<i>Size or Rating</i>	<i>Minimum Thermal Efficiency (%)</i>	<i>Maximum Standby Loss^{1,2}</i>
Gas storage water heaters	< 4,000 Btu/hr/gal	≤ 155,000 Btu/hr	80	$Q/800 + 110\sqrt{V}$ Btu/hr
		> 155,000 Btu/hr	80	$Q/800 + 110\sqrt{V}$ Btu/hr
Gas instantaneous water heaters	≥ 4,000 Btu/hr/gal	≥ 10 gal	80	$Q/800 + 110\sqrt{V}$ Btu/hr
Oil storage water heaters	< 4,000 Btu/hr/gal	≤ 155,000 Btu/hr	78	$Q/800 + 110\sqrt{V}$ Btu/hr
		> 155,000 Btu/hr	78	$Q/800 + 110\sqrt{V}$ Btu/hr
Oil instantaneous water heaters	≥ 4,000 Btu/hr/gal	< 10 gal	80	–
		≥ 10 gal	78	$Q/800 + 110\sqrt{V}$ Btu/hr
Gas hot water supply boilers	≥ 4,000 Btu/hr/gal	≥ 10 gal	80	$Q/800 + 110\sqrt{V}$ Btu/hr
Oil hot water supply boilers	≥ 4,000 Btu/hr/gal	≥ 10 gal	78	$Q/800 + 110\sqrt{V}$ Btu/hr

¹ Standby loss is based on a 70° F temperature difference between stored water and ambient requirements. In the standby loss equations, V is the rated volume in gallons, and Q is the nameplate input rate in Btu/hr.

² Water heaters and hot water supply boilers having more than 140 gallons of storage capacity are not required to meet the standby loss requirement if the tank surface is thermally insulated to R-12.5, if a standing pilot light is not installed, and for gas- or oil-fired storage water heaters, there is a flue damper or fan-assisted combustion.

Table F-3
Standards for Large Water Heaters
Effective January 1, 1994

<i>Fuel</i>	<i>Input Rating</i>	<i>Volume (gallons)</i>	<i>Input to Volume Ratio (Btu/gal)</i>	<i>Minimum Thermal Efficiency (%)</i>	<i>Maximum Standby Loss (%/hour)^{1,2}</i>
Gas	> 200,000 (Btu/hour)	< 10	≥ 4,000	80	Not applicable
Electric	> 12 kW	≤ 140	< 4,000	Not applicable	0.3 + 27/V
Electric	> 12 kW	> 140	< 4,000	Not applicable	0.3 + 27/V
Electric	> 12 kW	< 10	≥ 4,000	80	Not applicable
Electric	> 12 kW	≥ 10	≥ 4,000	77	2.3 + 67/V

¹ Volume (V) = measured storage volume in gallons
² Storage-type water heaters with volume exceeding 140 gallons need not meet the standby loss requirement if they are thermally-insulated to at least R-12.5 and if a standing pilot light is not used.

- (2) **Small Water Heaters.** The energy factor of all small water heaters that are federally-regulated consumer products, (other than booster water heaters, hot water dispensers, and mini-tank electric water heaters) shall be not less than the applicable values shown in Table F-4.

Table F-4
Standards for Small Federally-Regulated Water Heaters

<i>Appliance</i>	<i>Minimum Energy Factor</i>	
	<i>Effective April 15, 1991</i>	<i>Effective January 20, 2004</i>
Gas-fired storage-type water heaters	0.62 – (.0019 x V)	0.67 – (.0019 x V)
Oil-fired water heaters (storage and instantaneous)	0.59 – (.0019 x V)	0.59 – (.0019 x V)
Electric storage water heaters (excluding tabletop water heaters)	0.93 – (.00132 x V)	0.97 – (.00132 x V)
Electric tabletop water heaters	0.93 – (.00132 x V)	0.93 – (.00132 x V)
Gas-fired instantaneous water heaters	0.62 – (.0019 x V)	0.62 – (.0019 x V)
Electric instantaneous water heaters (excluding tabletop water heaters)	0.93 – (.00132 x V)	0.93 – (.00132 x V)
Heat pump water heaters	0.93 – (.00132 x V)	0.97 – (.00132 x V)

V = rated volume in gallons.

- (3) **Booster Water Heaters.** There is no energy efficiency standard or energy design standard for booster water heaters.
 - (4) **Other Water Heaters.** See Section 1605.3(f) for standards for other water heaters.
 - (5) **Combination Space-Heating and Water-Heating Appliances.** See Section 1605.3(e) for standards for combination space-heating and water-heating appliances.
- (g) **Pool Heaters, Residential Pool Pumps, and Portable Electric Spas.**
- (1) **Energy Efficiency Standard for Gas-Fired Pool Heaters and Oil-Fired Pool Heaters.** The thermal efficiency of gas-fired pool heaters and oil-fired pool heaters shall be not less than 78 percent.
 - (2) **Energy Efficiency Standards for Heat Pump Pool Heaters.** See Section 1605.3(g) for energy efficiency standards for heat pump pool heaters.
 - (3) **Energy Efficiency Standard for Electric Resistance Pool Heaters.** There is no energy efficiency standard for electric resistance pool heaters.
 - (4) **Energy Design Standards for Pool Heaters.** See Section 1605.3(g) for energy design standards for pool heaters.
 - (5) **Energy Efficiency Standards for Portable Electric Spas.** See Section 1605.3(g) for energy efficiency standards for portable electric spas.
 - (6) **Energy Efficiency Standards and Energy Design Standards for Residential Pool Pumps.** See Section 1605.3(g) for energy efficiency standards and energy design standards for residential pool pumps.
- (h) **Plumbing Fittings.**
- (1) **Plumbing Fittings Except Tub Spout Diverters and Commercial Pre-rinse Spray Valves.** The flow rate of showerheads, lavatory faucets, kitchen faucets, lavatory replacement aerators, kitchen replacement aerators, wash fountains, and metering faucets shall be not greater than the applicable values shown in Table H-1. Showerheads shall also meet the requirements of ASME/ANSI Standard A112.18.1M-1996, 7.4.4(a).

**Table H-1
Standards for Plumbing Fittings**

<i>Appliance</i>	<i>Maximum Flow Rate</i>
Showerheads	2.5 gpm at 80 psi
Lavatory faucets	2.2 gpm at 60 psi
Kitchen faucets	2.2 gpm at 60 psi
Replacement aerators	2.2 gpm at 60 psi
Wash fountains	$2.2 \times \frac{\text{rim space (inches)}}{20}$ gpm at 60 psi
Metering faucets	0.25 gallons/cycle
Metering faucets for wash fountains	$0.25 \times \frac{\text{rim space (inches)}}{20}$ gpm at 60 psi

- (2) **Showerhead-Tub Spout Diverter Combinations.** Showerhead-tub spout diverter combinations shall meet both the standard for showerheads and the standard for tub spout diverters.
- (3) **Tub Spout Diverters.** See Section 1605.3(h) for standards for tub spout diverters.
- (4) **Commercial Pre-rinse Spray Valves.** See Section 1605.3(h) for standards for commercial pre-rinse spray valves.

(i) **Plumbing Fixtures.**

The water consumption of water closets and urinals shall be not greater than the values shown in Table I.

**Table I
Standards for Plumbing Fixtures**

<i>Appliance</i>	<i>Maximum Gallons per Flush</i>
Gravity tank-type water closets	1.6
Flushometer tank water closets	1.6
Electromechanical hydraulic water closets	1.6
Blowout water closets	3.5
Trough-type urinals	$\frac{\text{trough length (inches)}}{16}$
Other urinals	1.0

(j) Fluorescent Lamp Ballasts and Replacement Fluorescent Lamp Ballasts.

- (1) The ballast efficacy factor of the following types of fluorescent lamp ballasts shall be not less than the applicable values shown in Table J-1, except that fluorescent lamp ballasts (i) designed for dimming, (ii) designed for use in ambient temperatures of 0° F or less, or (iii) with a power factor of less than 0.90 and designed for use only in residential buildings are excluded:
- (A) replacement fluorescent lamp ballasts manufactured on or before June 30, 2010;
 - (B) fluorescent lamp ballasts manufactured on or after January 1, 1990;
 - (C) fluorescent lamp ballasts sold by the manufacturer on or after April 1, 1990; and
 - (D) fluorescent lamp ballasts incorporated into a luminaire by a luminaire manufacturer on or after April 1, 1991.

Table J-1**Standards for Fluorescent Lamp Ballasts and Replacement Fluorescent Lamp Ballasts**

<i>Application for Operation of</i>	<i>Ballast Input Voltage</i>	<i>Total Nominal Lamp Watts</i>	<i>Minimum Ballast Efficacy Factor</i>
one F40T12 lamp	120 or 277	40	1.805
two F40T12 lamps	120	80	1.060
	277	80	1.050
two F96T12 lamps	120 or 277	150	0.570
two F96T12HO lamps	120 or 277	220	0.390

- (2) The ballast efficacy factor of the following types of fluorescent lamp ballasts shall be not less than the applicable values shown in Table J-2, except that fluorescent lamp ballasts (i) designed for dimming to 50 percent or less of maximum output, (ii) designed for use with two F96T12HO lamps at ambient temperatures of -20° F or less and for use in an outdoor sign, (iii) with a power factor of less than 0.90 and designed and labeled for use only in residential buildings, or (iv) designated as a replacement ballast as defined in Section 1602(j) are excluded:
- (A) fluorescent lamp ballasts manufactured on or after April 1, 2005;
 - (B) fluorescent lamp ballasts sold by the manufacturer on or after July 1, 2005;
 - (C) replacement fluorescent lamp ballasts manufactured after June 30, 2010; and

- (D) fluorescent lamp ballasts incorporated into a luminaire by a luminaire manufacturer on or after April 1, 2006.

Table J-2
Standards for Fluorescent Lamp Ballasts

<i>Application for Operation of</i>	<i>Ballast Input Voltage</i>	<i>Total Nominal Lamp Watts</i>	<i>Minimum Ballast Efficacy Factor</i>
one F40T12 lamp	120 or 277	40	2.29
two F40T12 lamps	120 or 277	80	1.17
two F96T12 lamps	120 or 277	150	0.63
two F96T12HO lamps	120 or 277	220	0.39

- (3) All fluorescent lamp ballasts covered by paragraphs (1) or (2) except replacement fluorescent lamp ballasts, shall have a power factor of 0.90 or greater.
- (4) There are no energy efficiency standards or energy design standards for ballasts designed to operate T5 lamps, T8 lamps, three T12 lamps, or four T12 lamps.

(k) **Lamps.**

- (1) **Federally-Regulated General Service Fluorescent Lamps.** The average lamp efficacy and the color rendering index of federally-regulated general service fluorescent lamps shall be not less than the applicable values shown in Table K-1.

Table K-1
Standards for Federally-Regulated General Service Fluorescent Lamps

<i>Appliance</i>	<i>Nominal Lamp Wattage</i>	<i>Minimum Color Rendering Index (CRI)</i>	<i>Minimum Average Lamp Efficacy (LPW)</i>
4-foot medium bi-pin lamps	> 35	69	75.0
	≤ 35	45	75.0
2-foot U-shaped lamps	> 35	69	68.0
	≤ 35	45	64.0
8-foot slimline lamps	> 65	69	80.0
	≤ 65	45	80.0
8-foot high output lamps	> 100	69	80.0
	≤ 100	45	80.0

- (2) **Federally-Regulated Incandescent Reflector Lamps.** The average lamp efficacy of federally-regulated incandescent reflector lamps shall be not less than the applicable values shown in Table K-2.

Table K-2
Standards for Federally-Regulated Incandescent Reflector Lamps

<i>Nominal Lamp Wattage</i>	<i>Minimum Average Lamp Efficacy (LPW)</i>
40-50	10.5
51-66	11.0
67-85	12.5
86-115	14.0
116-155	14.5
156-205	15.0

- (3) See Section 1605.3(k) for energy efficiency standards for state-regulated general service incandescent lamps.

(l) **Emergency Lighting.**

See Section 1605.3(l) for energy efficiency standards for illuminated exit signs.

(m) **Traffic Signal Modules and Traffic Signal Lamps.**

See Section 1605.3(m) for energy efficiency standards for traffic signal modules and traffic signal lamps.

(n) **Luminaires.**

See Section 1605.3(n) for energy efficiency standards and energy design standards for luminaires.

(o) **Dishwashers.**

The energy factor of dishwashers that are consumer products shall be not less than the applicable values shown in Table O.

Table O
Standards for Dishwashers

<i>Appliance</i>	<i>Minimum Energy Factor (cycles/kWh)</i>
Compact dishwashers	0.62
Standard dishwashers	0.46

(p) **Clothes Washers.**

- (1) **Energy Efficiency Standards for Residential Clothes Washers.** The energy factor and modified energy factor of clothes washers that are consumer products shall be not less than the applicable values shown in Table P-2.

Table P-2
Energy Efficiency Standards for Residential Clothes Washers

<i>Appliance</i>	<i>Minimum Energy Factor [ft³/(kWh/cycle)] Effective May 14, 1994 Through December 31, 2003</i>	<i>Minimum Modified Energy Factor [ft³/(kWh/cycle)]*</i>	
		<i>Effective January 1, 2004</i>	<i>Effective January 1, 2007</i>
Top-loading compact clothes washers	0.90	0.65	0.65
Top-loading standard clothes washers	1.18	1.04	1.26
Top-loading, semi-automatic	N/A ¹	N/A ¹	N/A ¹
Front-loading clothes washers	N/A ¹	1.04	1.26
Suds-saving	N/A ¹	N/A ¹	N/A ¹

¹Must have an unheated rinse water option.

*The sum of the machine electrical energy consumption, the hot water energy consumption, and the energy required for removal of the remaining moisture in the wash load.

- (2) **Energy Design Standard for Top-Loading Semi-Automatic Clothes Washers and Suds-Saving Clothes Washers.** Top-loading semi-automatic clothes washers that are consumer products and suds-saving clothes washers that are consumer products shall have an unheated rinse water option and do not need to meet the Modified Energy Factor standard shown in Table P-2.

- (3) **Energy Design Standard for Front-Loading Clothes Washers.** Until December 31, 2003, front-loading clothes washers that are consumer products shall have an unheated rinse water option.
- (4) **Water Efficiency Standards for Clothes Washers.** See Sections 1605.2(p) and 1605.3(p) for water efficiency standards for clothes washers.
- (5) **Clothes Washers that are Not Consumer Products.** See Section 1605.3(p) for energy efficiency standards and energy design standards for clothes washers that are not consumer products.

(q) **Clothes Dryers.**

- (1) **Energy Efficiency Standards for Gas Clothes Dryers and Electric Clothes Dryers.** The energy factor of gas clothes dryers that are consumer products and electric clothes dryers that are consumer products shall be not less than the applicable values shown in Table Q.

Table Q
Standards for Clothes Dryers

<i>Appliance</i>	<i>Minimum Energy Factor (lbs/kWh)</i>
Electric, standard clothes dryers	3.01
Electric, compact, 120 volt clothes dryers	3.13
Electric, compact, 240 volt clothes dryers	2.90
Gas clothes dryers	2.67

- (2) **Energy Design Standard for Gas Clothes Dryers.** Gas clothes dryers that are consumer products shall not be equipped with a constant burning pilot.

(r) **Cooking Products and Food Service Equipment.**

- (1) **Energy Design Standard for Gas Cooking Products with an Electrical Supply Cord.** Gas cooking products that are consumer products and that are equipped with an electrical supply cord shall not be equipped with a constant burning pilot.
- (2) **Hot Food Holding Cabinets.** See Section 1605.3I for energy efficiency standards for commercial hot food holding cabinets.
- (3) **Other Cooking Products and Food Service Equipment.** There is no energy efficiency standard or energy design standard for other cooking products or for food service equipment.

(s) Electric Motors.

- (1) Except as provided in paragraph (2) of this subsection, the nominal full-load efficiency of all electric motors that are federally-regulated commercial and industrial equipment shall be not less than the applicable values shown in Table S.

**Table S
Standards for Electric Motors**

<i>Motor Horsepower</i>	<i>Minimum Nominal Full-Load Efficiency</i>					
	<i>Open Motors</i>			<i>Closed Motors</i>		
	<i>6 poles</i>	<i>4 poles</i>	<i>2 poles</i>	<i>6 poles</i>	<i>4 poles</i>	<i>2 poles</i>
≥1 <1.5	80.0	82.5	. . .	80.0	82.5	75.5
≥1.5 <2	84.0	84.0	82.5	85.5	84.0	82.5
≥2 <3	85.5	84.0	84.0	86.5	84.0	84.0
≥3 <5	86.5	86.5	84.0	87.5	87.5	85.5
≥5 <7.5	87.5	87.5	85.5	87.5	87.5	87.5
≥7.5 <10	88.5	88.5	87.5	89.5	89.5	88.5
≥10 <15	90.2	89.5	88.5	89.5	89.5	89.5
≥15 <20	90.2	91.0	89.5	90.2	91.0	90.2
≥20 <25	91.0	91.0	90.2	90.2	91.0	90.2
≥25 <30	91.7	91.7	91.0	91.7	92.4	91.0
≥30 <40	92.4	92.4	91.0	91.7	92.4	91.0
≥40 <50	93.0	93.0	91.7	93.0	93.0	91.7
≥50 <60	93.0	93.0	92.4	93.0	93.0	92.4
≥60 <75	93.6	93.6	93.0	93.6	93.6	93.0
≥75 <100	93.6	94.1	93.0	93.6	94.1	93.0
≥100 <125	94.1	94.1	93.0	94.1	94.5	93.6
≥125 <150	94.1	94.5	93.6	94.1	94.5	94.5
≥150 <200	94.5	95.0	93.6	95.0	95.0	94.5
200	94.5	95.0	94.5	95.0	95.0	95.0

- (2) The standards in this subsection do not apply to electric motors that are (A) installed and sold within another appliance that is within the scope of this Article or (B) installed in low-rise residential buildings.

(t) Distribution Transformers.

See Section 1605.3(t) for energy efficiency standards for distribution transformers.

(u) Power Supplies and Consumer Audio and Video Equipment.

See Section 1605.3(u) for energy efficiency standards for power supplies and consumer audio and video equipment.

The following documents are incorporated by reference in Section 1605.1

ASME/ANSI A112.18.1M-1996 Plumbing Fixture Fittings

Copies available from:

ASME International
Three Park Avenue
New York, NY 10016-5990
www.asme.org
Phone: (800) THE-ASME (U.S./Canada)
95-800-843-2763 (Mexico)
(973) 882-1167 (Outside North America)

NOTE: Authority cited: Sections 25213, 25218(e), 25402(a)-(c), and 25960, Public Resources Code.

Reference: Sections 25216.5(d), 25402(a)-(c), and 25960, Public Resources Code.

Section 1605.2. State Standards for Federally-Regulated Appliances.

(a) Refrigerators, Refrigerator-Freezers and Freezers.

See Sections 1605.1(a) and 1605.3(a) for energy efficiency standards and energy design standards for refrigeration equipment.

(b) Room Air Conditioners, Room Air Conditioning Heat Pumps, Packaged Terminal Air Conditioners, and Packaged Terminal Heat Pumps.

See Section 1605.1(b) for energy efficiency standards for room air conditioners, room air-conditioning heat pumps, packaged terminal air conditioners, and packaged terminal heat pumps that are federally-regulated consumer products or federally-regulated commercial and industrial equipment.

(c) Central Air Conditioners.

(1) Energy Efficiency Standards for Air-Cooled Air Conditioners and Air-Source Heat Pumps.

- (A) The EER, SEER, HSPF, and COP of air-cooled air conditioners and air-source heat pumps except space constrained products shall be not less than the applicable values shown in Table C-6.
- (B) Each appliance of a type and cooling capacity covered by Table C-6 shall be equipped with a TXV.

EXCEPTION 1 to Section 1605.2(1)(B): Instead of installing a TXV, a manufacturer may install any other device that is certified by the manufacturer to the Executive Director to result in an EER that is within 90 percent of the rated EER when tested at all of the following conditions:

1. Refrigerant charge at 70 percent of the refrigerant charge specified by the manufacturer of the appliance.
2. Refrigerant charge at 120 percent of the refrigerant charge specified by the manufacturer of the appliance.
3. Airflow at 80 percent of the airflow specified by the manufacturer of the appliance.

EXCEPTION 2 to Section 1605.2(1)(B): Instead of installing a TXV, a manufacturer may install a sensing mechanism integral to the compressor-containing unit, and a signaling device installed on the outside of the compressor-containing unit that is certified by the manufacturer to perform all of the following:

1605.2

1. The device shall produce a visible malfunction signal whenever the refrigerant charge is less than 90 percent or greater than 120 percent of the refrigerant charge specified by the manufacturer.
2. The device shall not produce a malfunction signal when the refrigerant charge is between 95 percent and 115 percent of the refrigerant charge specified by the manufacturer.
3. The device shall produce a visible indication of proper charge whenever it is not producing a malfunction signal.
4. The device shall produce visible signals in a form that is accessible to, and readily understood by individuals with no technical training.
5. The device shall perform its tests and meet the above criteria at least once per every 10 hours of air conditioner run time.
6. The device shall provide a visible signal that indicates the status of the refrigerant charge as of the time of the last test.

EXCEPTION 3 to Section 1605.2 l(1)(B): Instead of installing a TXV, a manufacturer may install a device whose performance is determined by the Executive Director to be equivalent in energy savings to a TXV.

Table C-6
Standards for Air-Cooled Air Conditioners and Air-Source Heat Pumps

<i>Appliance</i>	<i>Cooling Capacity (Btu/hr)</i>	<i>Minimum Standards</i>	
			<i>Effective on the effective date of the US DOE waiver from preemption, should such a waiver be granted</i>
Single package air-cooled air conditioners	< 65,000		11.0 EER 13.0 SEER
Other air-cooled air conditioners	< 65,000		11.6 EER 13.0 SEER
Single package air-cooled heat pumps	< 65,000		11.0 EER 13.0 SEER 7.7 HSPF
Other air-cooled heat pumps	< 65,000		11.6 EER 13.0 SEER 7.9 HSPF
Air-cooled air conditioners	≥ 65,000 and < 135,000		11.0 EER
Air-source heat pumps	≥ 65,000 and < 135,000		11.0 EER 3.4 at 47° F. COP 2.4 at 17° F. COP
Air-cooled air conditioners	≥ 135,000 and < 240,000		10.8 EER
Air-source heat pumps	≥ 135,000 and < 240,000		10.8 EER 3.3 at 47° F. COP 2.2 at 17° F. COP

- (2) See Sections 1605.1I and 1605.3I for other energy efficiency standards for these and other central air conditioners.
- (3) **Gas-fired Air Conditioners and Heat Pumps.** There is no energy efficiency standard or energy design standard for gas-fired air conditioners or gas-fired heat pumps.

(d) **Spot Air Conditioners, Evaporative Coolers, Ceiling Fans, Whole House Fans, and Residential Exhaust Fans.**

There is no energy efficiency standard or energy design standard for spot air conditioners, evaporative coolers, ceiling fans, whole house fans, or residential exhaust fans.

(e) **Gas and Oil Space Heaters.**

- (1) See Sections 1605.1(e) and 1605.3(e) for energy efficiency standards for gas and oil space heaters.
- (2) See Section 1605.3(e) for standards for combination space-heating and water-heating appliances.

(f) **Water Heaters.**

- (1) See Sections 1605.1(f) and 1605.3(f) for energy efficiency standards for water heaters.
- (2) See Section 1605.3(e) for energy efficiency standards for combination space-heating and water-heating appliances.

(g) **Pool Heaters, Residential Pool Pumps, and Portable Electric Spas.**

- (1) See Sections 1605.1(g) and 1605.3(g) for energy efficiency standards and energy design standards for pool heaters.
- (2) See Section 1605.3(g) for energy efficiency standards and energy design standards for portable electric spas and residential pool pumps.

(h) **Plumbing Fittings.**

See Sections 1605.1(h) and 1605.3(h) for water efficiency standards for plumbing fittings.

(i) **Plumbing Fixtures.**

See Section 1605.1(i) for water efficiency standards for plumbing fixtures.

(j) **Fluorescent Lamp Ballasts.**

See Section 1605.1(j) for energy efficiency standards for fluorescent lamp ballasts.

(k) **Lamps.**

See Sections 1605.1(k) and 1605.3(k) for energy efficiency standards for lamps.

(l) **Emergency Lighting.**

See Section 1605.3(l) for energy efficiency standards for illuminated exit signs.

(m) **Traffic Signal Modules and Traffic Signal Lamps.**

See Section 1605.3(m) for energy efficiency standards for traffic signal modules and traffic signal lamps.

(n) **Luminaires.**

See Section 1605.3(n) for energy efficiency standards and energy design standards for luminaires.

(o) **Dishwashers.**

See Section 1605.1(o) for energy efficiency standards for dishwashers.

(p) **Clothes Washers.**

(1) **Water Efficiency Standards for Residential Clothes Washers.**

The water factor of clothes washers that are consumer products shall be no greater than the applicable values shown in Table P-3.

**Table P-3
Water Efficiency Standards for Clothes Washers**

<i>Appliance</i>	<i>Maximum Water Factor (Gallons/cubic foot)</i>	
	<i>Effective January 1, 2007</i>	<i>Effective January 1, 2010</i>
Top-loading clothes washers	8.5	6.0
Front-loading clothes washers	8.5	6.0

(2) **Water Efficiency Standards for Commercial Clothes Washers.** See Section 1605.3(p) for water efficiency standards for clothes washers that are not consumer products.

(3) **Energy Efficiency Standards for Clothes Washers.** See Sections 1605.1(p) and 1605.3(p) for energy efficiency standards and energy design standards for clothes washers.

(q) **Clothes Dryers.**

See Section 1605.1(q) for energy efficiency standards and energy design standards for clothes dryers.

(r) **Cooking Products and Food Service Equipment.**

(1) **Hot Food Holding Cabinets.** See Section 1605.3l for energy efficiency standards for commercial hot food holding cabinets.

(2) **Gas Cooking Appliances Equipped with an Electrical Supply Cord.** See Section 1605.1l for energy design standards for gas cooking products with an electrical supply cord.

(3) **Other Cooking Products and Food Service Equipment.** There is no energy efficiency standard for other cooking products or food service equipment.

(s) **Electric Motors.**

See Section 1605.1(s) for energy efficiency standards for electric motors.

(t) **Distribution Transformers.**

See Section 1605.3(t) for energy efficiency standards for distribution transformers.

(u) **Power Supplies and Consumer Audio and Video Equipment.**

See Section 1605.3(u) for energy efficiency standards for power supplies and consumer audio and video equipment.

NOTE: Authority cited: Sections 25213, 25218(e), 25402(a)-(c), and 25960, Public Resources Code.

Reference: Sections 25216.5(d), 25402(a)-(c), and 25960, Public Resources Code.

Section 1605.3. State Standards for Non-Federally-Regulated Appliances.

(a) Refrigerators, Refrigerator-Freezers, and Freezers.

- (1) **Energy Efficiency Standard for Wine Chillers.** The energy consumption of wine chillers designed and sold for use by an individual shall be no greater than the applicable values shown in Table A-4.

**Table A-4
Standards for Wine Chillers**

<i>Appliance</i>	<i>Maximum Annual Energy Consumption (kWh)</i>
Wine chillers with manual defrost	$13.7V + 267$
Wine chillers with automatic defrost	$17.4V + 344$
V = volume in ft ³ .	

- (2) **Energy Efficiency Standard for Freezers.** The energy consumption of freezers that exceed 30 ft³, do not exceed 39 ft³, are designed and sold for use by an individual consumer, and are manufactured on or after March 1, 2003, shall be no greater than the applicable values shown in Table A-5.

**Table A-5
Standards for Freezers that are Consumer Products**

<i>Appliance</i>	<i>Maximum Annual Energy Consumption (kWh)</i>
Upright Freezers with manual defrost	$7.55AV + 258.3$
Upright Freezers with automatic defrost	$12.43AV + 326.1$
Chest Freezers	$9.88AV + 143.7$
AV = adjusted total volume, expressed in ft ³ , which is 1.73 x freezer volume (ft ³).	

- (3) **Energy Design Standard for Lighting of Cabinets and Wine Chillers.** Internal illumination of the following appliances, manufactured on or after March 1, 2003, shall be only by (1) T-8 fluorescent lamps with electronic ballasts, or (2) a lighting system that has no fewer lumens per watt than a system using only T-8 fluorescent lamps with electronic ballasts.

- (A) remote reach-in cabinets with transparent doors; remote pass-through cabinets with transparent doors; and remote roll-in or roll-through cabinets with transparent doors;
- (B) cabinets, without doors; and
- (C) wine chillers that are not consumer products.

(4) **Energy Design Standards for Walk-In Refrigerators and Walk-In Freezers.**

- (i) **All Walk-in Refrigerators and Walk-in Freezers.** Walk-in refrigerators and walk-in freezers manufactured on or after the effective dates shown in Table A-6, with the applicable motor types shown in Table A-6, shall be manufactured with the required components shown in Table A-6.

**Table A-6:
Energy Design Standards for Walk-In Refrigerators and Walk-In Freezers**

Motor Type	Effective Date	Required Components
All	January 1, 2006	Automatic door closers that firmly close all reach-in doors
All	January 1, 2006	Automatic door closers on all doors no wider than four foot or higher than seven foot, that firmly close walk-in doors that have been closed to within one inch of full closure
All	January 1, 2006	Envelope insulation > R-28 for Refrigerators
All	January 1, 2006	Envelope insulation > R-36 for Freezers
Condenser Fan Motors < 1 HP	January 1, 2006	(i) Electronically commutated motors, (ii) permanent split capacitor-type motors, (iii) polyphase motors > ½ HP, or (iv) motors of equivalent efficiency as determined by the Executive Director
Single-phase Evaporator Fan Motors < 1 HP and < 460 volts	January 1, 2006	(i) Electronically commutated motors or (ii) permanent split capacitor-type motors
Single-phase Evaporator Fan Motors < 1 HP and < 460 volts	January 1, 2008	Electronically commutated motors

- (ii) **Walk-in Refrigerators and Walk-in Freezers with Transparent Reach-in Doors.**

In addition to the requirements in (i), walk-in refrigerators and walk-in freezers with transparent reach-in doors that are manufactured on or after January 1, 2006 shall meet the following requirements:

- (l) transparent reach-in doors shall be of triple-pane glass with either heat-reflective treated glass or gas fill;

- (II) if the appliance has an anti-sweat heater without anti-sweat heat controls, then: the appliance shall have a total door rail, glass, and frame heater power draw of no more than 40 watts (freezers) or 17 watts (refrigerators) per foot of door frame width; and
 - (III) if the appliance has an anti-sweat heater with anti-sweat heat controls, and the total door rail, glass, and frame heater power draw is more than 40 watts (freezers) or 17 watts (refrigerators) per foot of door frame width, then: the anti-sweat heat controls shall reduce the energy use of the anti-sweat heater in an amount corresponding to the relative humidity in the air outside the door or to the condensation on the inner glass pane.
- (5) **Energy Efficiency Standard for Reach-in Cabinets, Pass-Through Cabinets, Reach-in or Roll-through Cabinets, Refrigerated Canned and Bottled Beverage Vending Machines, and Wine Chillers That Are Not Consumer Products.** The daily energy consumption of reach-in cabinets, pass-through cabinets, roll-in or roll-through cabinets, refrigerated canned and bottled beverage vending machines, and wine chillers that are not consumer products, manufactured on or after the effective dates shown shall be no greater than the applicable values shown in Table A-7.
- (6) **Energy Design Standard for Refrigerated Canned and Bottled Beverage Vending Machines.** Refrigerated canned and bottled beverage vending machines manufactured on or after January 1, 2006 shall be equipped with hard wired controls or software capable of automatically placing the machine into each of the following low power mode states and of automatically returning the machine to its normal operating conditions at the conclusion of the low power mode:
- (A) Lighting low power state – lights off for an extended period.
 - (B) Refrigeration low power state – the average beverage temperature is allowed to rise above 40° F. for an extended period of time.
 - (C) Whole machine low power state – the lights are off and the refrigeration operates in its low power state.
- The low power mode-related controls/software shall be capable of on-site adjustments by the vending operator or machine owner.
- (7) **Appliances Covered.**
- (A) Reach-in cabinets include but are not limited to ice cream cabinets; milk or beverage cabinets; and milk, beverage, and ice cream cabinets.
 - (B) The appliances listed in paragraphs (3) and (5) and Table A-7 do not include preparation tables, refrigerated buffet and preparation tables, or work top tables.

Table A-7
Standards for Reach-In Cabinets, Pass-Through Cabinets,
Roll-In or Roll-Through Cabinets, Refrigerated Canned and Bottled Beverage Vending
Machines, and Wine Chillers that are Not Consumer Products

<i>Appliance</i>	<i>Doors</i>	<i>Maximum Daily Energy Consumption(kWh)</i>			
		<i>March 1, 2003</i>	<i>August 1, 2004</i>	<i>January 1, 2006</i>	<i>January 1, 2007</i>
Reach-in cabinets, pass-through cabinets, and roll-in or roll-through cabinets that are refrigerators; and wine chillers that are not consumer products	Solid	0.125V + 4.22	0.125V + 2.76	0.10V + 2.04	0.10V + 2.04
	Transparent	0.172V + 5.78	0.172V + 4.77	0.172V + 4.77	0.12V + 3.34
Reach-in cabinets, pass-through cabinets, and roll-in or roll-through cabinets that are freezers (except ice cream freezers)	Solid	0.398V + 2.83	0.398V + 2.28	0.40V + 1.38	0.40V + 1.38
	Transparent	0.940V + 5.10	0.940V + 5.10	0.940V + 5.10	0.75V + 4.10
Reach-in cabinets, pass-through cabinets, and roll-in or roll-through cabinets that are freezers that are ice cream freezers	Solid	0.398V + 2.83	0.398V + 2.28	0.398V + 2.28	0.39V + 0.82
	Transparent	0.940V + 5.10	0.940V + 5.10	0.940V + 5.10	0.88V + 0.33
Reach-in cabinets that are refrigerator-freezers and that have an adjusted volume (AV) of 5.19 ft ³ or greater	Solid	0.273AV + 2.63	0.273AV + 1.65	0.273AV + 1.65	0.27AV – 0.71
Reach-in cabinets that are refrigerator-freezers and that have an adjusted volume (AV) of less than 5.19 ft ³	Solid or Transparent			0.70	0.70

Table A-7 (Continued)
Standards for Reach-In Cabinets, Pass-Through Cabinets,
Roll-In or Roll-Through Cabinets, Refrigerated Canned and Bottled Beverage Vending
Machines, and Wine Chillers that are Not Consumer Products

<i>Appliance</i>	<i>Doors</i>	<i>Maximum Daily Energy Consumption(kWh)</i>			
		<i>March 1, 2003</i>	<i>August 1, 2004</i>	<i>January 1, 2006</i>	<i>January 1, 2007</i>
Refrigerated canned and bottled beverage vending machines when tested at 90° F ambient temperature except multi-package units	Not applicable			0.55(8.66 + (0.009 × C))	0.55(8.66 + (0.009 × C))
Refrigerated multi-package canned and bottled beverage vending machines when tested at 75° F ambient temperature	Not applicable			0.55(8.66 + (0.009 × C))	0.55(8.66 + (0.009 × C))
V = total volume (ft ³) AV = Adjusted Volume = [1.63 x freezer volume (ft ³)] + refrigerator volume (ft ³) C=Rated capacity (number of 12 ounce cans)					

- (8) **Energy Efficiency Standards for Automatic Commercial Ice-Makers.** The daily energy use and the daily condenser water use of automatic commercial ice-makers manufactured on or after January 1, 2008, shall be no greater than the applicable values shown in Table A-8.

**Table A-8
Standards for Automatic Commercial Ice-Makers**

<i>Equipment Type</i>	<i>Type of Cooling</i>	<i>Harvest Rate (lbs ice/24 hrs)</i>	<i>Maximum Energy Use (kWh/100 lbs. Ice)</i>	<i>Maximum Condenser Water Use (gallons/100 lbs. ice)</i>
Ice-Making Head	Water	<500	7.80 - .0055H	200 - .022H
		≥500 and <1436	5.58 - .0011H	200 - .022H
		≥ 1436	4.0	200-.022H
Ice-Making Head	Air	<450	10.26 - .0086H	Not Applicable
		≥450	6.89 - .0011H	Not Applicable
Remote-Condensing (but not remote compressor)	Air	<1000	8.85 - .0038H	Not Applicable
		≥1000	5.10	Not Applicable
Remote-Condensing and Remote Compressor	Air	<934	8.85 - .0038H	Not Applicable
		≥934	5.3	Not Applicable
Self-Contained	Water	<200	11.40 - .0190H	191 - .0315H
		≥200	7.60	191 - .0315H
Self-Contained	Air	<175	18.0 - .0469H	Not Applicable
		≥175	9.80	Not Applicable

H = harvest rate in pounds per 24 hours, which shall be reported within 5% of the tested value.
Water use is for the condenser only and does not include potable water used to make ice.

- (9) **Energy Efficiency Standard for Water Dispensers.** The standby energy consumption of bottle-type water dispensers, and point of use water dispensers, dispensing both hot and cold water, manufactured on or after January 1, 2006, shall not exceed 1.2 kWh/day.
- (10) **Refrigerators without Doors and Freezers without Doors.** There are no energy efficiency standards for refrigerators without doors or freezers without doors.
- (11) **Other Refrigeration Equipment.** See Section 1605.1(a) for energy efficiency standards for refrigerators, refrigerator-freezers, and freezers that are federally-regulated consumer products.

(b) **Room Air Conditioners, Room Air-Conditioning Heat Pumps, Packaged Terminal Air Conditioners, and Packaged Terminal Heat Pumps.**

See Section 1605.1(b) for energy efficiency standards for room air conditioners, room air conditioning heat pumps, packaged terminal air conditioners, and packaged terminal heat pumps that are federally-regulated consumer products or federally-regulated commercial and industrial equipment.

(c) **Central Air Conditioners.**

- (1) **Energy Efficiency Standards for Ground Water-Source Heat Pumps and Ground-Source Heat Pumps.** The EER and COP for ground water-source heat pumps, and ground-source heat pumps manufactured on or after October 29, 2003, shall be not less than the applicable values shown in Table C-7.

Table C-7
Standards for Ground Water-Source and Ground-Source Heat Pumps

<i>Appliance</i>	<i>Rating Condition</i>	<i>Minimum Standard</i>
Ground water-source heat pumps (cooling)	59° F entering water temperature	16.2 EER
Ground water-source heat pumps (heating)	50° F entering water temperature	3.6 COP
Ground-source heat pumps (cooling)	77° F entering brine temperature	13.4 EER
Ground-source heat pumps (heating)	32° F entering brine temperature	3.1 COP

- (2) **Energy Efficiency Standards for Computer Room Air Conditioners.** The EER of air-cooled, water-cooled, glycol-cooled, and evaporatively-cooled computer room air conditioners manufactured on or after the effective dates shown, shall be not less than the applicable values shown in Tables C-8 and C-9.

Table C-8
Standards for Air-Cooled Computer Room Air Conditioners

Appliance	Cooling Capacity (Btu/hr)	Minimum EER (Btu/watt-hour)			
		Effective January 1, 1988	Effective March 1, 2003	Effective January 1, 2004	Effective January 1, 2006
Air-cooled computer room air conditioners	< 65,000	8.3	9.3	10.7	11.0
	≥ 65,000 and <135,000	7.7	8.3	10.4	10.4
	≥ 135,000 and < 240,000	—	7.9	10.2	10.2

Table C-9
Standards for Water-Cooled, Glycol-Cooled, and Evaporatively-Cooled Computer Room Air Conditioners

Appliance	Cooling Capacity (Btu/hr)	Minimum EER (Btu/watt-hour)			
		Effective January 1, 1988	Effective March 1, 2003	Effective October 29, 2004	Effective October 29, 2006
Water-cooled, glycol-cooled, and evaporatively-cooled computer room air conditioners	< 65,000	8.1	8.3	11.1	11.1
	≥ 65,000 and <135,000	8.4	9.5	10.5	10.5
	≥ 135,000 and < 240,000	—	8.6	8.6	10.0

- (3) **Energy Efficiency Standards for Large Air-Cooled Unitary Air Conditioners.** The EER of air-cooled unitary air conditioners manufactured on or after on or after the effective dates shown, shall be not less than the applicable values shown in Table C-10.

Table C-10
Standards for Large Air-Cooled Packaged Air Conditioners

Appliance	Cooling Capacity (Btu/hr)	Minimum Standards	
		Effective October 1, 2006	Effective January 1, 2010
Air-cooled unitary air conditioners	≥240,000 and < 760,000	10.0 EER	10.5 EER

- (4) **Gas-fired Air Conditioners and Heat Pumps.** There is no energy efficiency standard or energy design standard for gas-fired air conditioners or gas-fired heat pumps.
- (5) **Other Central Air Conditioners.** See Sections 1605.1(c) and 1605.2(c) for energy efficiency standards for central air conditioners that are federally-regulated consumer products or federally-regulated commercial and industrial equipment.

(d) **Spot Air Conditioners, Evaporative Coolers, Ceiling Fans, Whole House Fans, and Residential Exhaust Fans.**

There is no energy efficiency standard or energy design standard for spot air conditioners, evaporative coolers, ceiling fans, whole house fans, and residential exhaust fans.

(e) **Gas and Oil Space Heaters.**

(1) **Boilers, Central Furnaces, Duct Furnaces, and Unit Heaters.**

- (A) The efficiency of boilers, central furnaces, duct furnaces, and unit heaters shall be not less than, and the standby loss shall be not greater than, the applicable values shown in Tables E-5, E-6, and E-7.

**Table E-5
Standards for Boilers**

<i>Appliance</i>	<i>Output (Btu/hr)</i>	<i>Standards</i>		
		<i>Minimum AFUE %</i>	<i>Minimum Combustion Efficiency % *</i>	<i>Maximum Standby Loss (watts)</i>
Gas steam boilers with 3-phase electrical supply	< 300,000	75	—	—
All other boilers with 3-phase electrical supply	< 300,000	80	—	—
Natural gas, non-packaged boilers	≥ 300,000	—	80	147
LPG Non-packaged boilers	≥ 300,000	—	80	352
Oil, non-packaged boilers	≥ 300,000	—	83	—
*At both maximum and minimum rated capacity, as provided and allowed by the controls.				

**Table E-6
Standards for Furnaces**

<i>Appliance</i>	<i>Application</i>	<i>Minimum Efficiency %</i>
Central furnaces with 3-phase electrical supply < 225,000 Btu/hour	Mobile Home	75 AFUE
	All others	78 AFUE or 80 Thermal Efficiency (at manufacturer's option)

**Table E-7
Standards for Duct Furnaces and Unit Heaters**

<i>Appliance</i>	<i>Fuel</i>	<i>Standards</i>		
		<i>Minimum Thermal Efficiency %¹</i>		<i>Maximum Energy Consumption during standby (watts)</i>
		<i>At maximum rated capacity</i>	<i>At minimum rated capacity</i>	
Duct furnaces	Natural gas	80	75	10
Duct furnaces	LPG ²	80	75	147
Unit heaters	Natural gas	80	74	10
Unit heaters	LPG ²	80	74	147
Unit heaters	Oil	81	81	N/A

¹ As provided and allowed by the controls.
² Designed expressly for use with LPG.

- (B) Natural gas-fired unit heaters and duct furnaces manufactured on or after January 1, 2006, shall have either power venting or an automatic flue damper.
- (2) **Oil Wall Furnaces, Oil Floor Furnaces and Infrared Gas Space Heaters.** There are no energy efficiency standards or energy design standards for oil wall furnaces, oil floor furnaces, or infrared gas space heaters.
- (3) **Combination Space-Heating and Water-Heating Appliances.**
- (A) If part of a combination space-heating and water-heating appliance is a water heater, that part shall comply with the applicable water heater standards in Sections 1605.1(f) and 1605.3(f).

- (B) If part of a combination space-heating and water-heating appliance is a furnace, boiler, or other space heater, that part shall comply with the applicable furnace, boiler, or other space heater standards in Sections 1605.1(e) and 1605.3(e).
- (C) Water heaters that are federally-regulated appliances, and that are contained in combination space-heating and water-heating appliances that are federally-regulated appliances, are required only to meet the standard for the applicable type of water heater, and are not required to meet any standard for space heaters.

(4) **Other Gas and Oil Space Heaters.** See Section 1605.1(e) for standards for gas and oil space heaters that are federally-regulated.

(f) **Water Heaters.**

(1) **Hot Water Dispensers and Mini-Tank Electric Water Heaters.** The standby loss of hot water dispensers and mini-tank electric water heaters manufactured on or after March 1, 2003 shall be not greater than 35 watts.

EXCEPTION: This subsection does not apply to any water heater:

- (1) that is within the scope of 42 U.S.C. Sections 6292(a)(4) or 6311(1)(F),
- (2) that has a rated storage volume of less than 20 gallons, and
- (3) for which there is no federal test method applicable to that type of water heater.

(2) **Small Water Heaters that are Not Federally-Regulated Consumer Products.** The energy factor of small water heaters manufactured on or after March 1, 2003 that are not federally-regulated consumer products, other than hot water dispensers, booster water heaters, and mini-tank electric water heaters, shall be not less than the applicable values shown in Table F-5.

EXCEPTION: This subsection does not apply to any water heater

- (1) that is within the scope of 42 U.S.C. Sections 6292(a)(4) or 6311(1)(F),
- (2) that has a rated storage volume of less than 20 gallons, and
- (3) for which there is no federal test method applicable to that type of water heater.

Table F-5
Standards for Small Water Heaters that are Not Federally-Regulated Consumer Products

<i>Appliance</i>	<i>Energy Source</i>	<i>Input Rating</i>	<i>Rated Storage Volume (gallons)</i>	<i>Minimum Energy Factor¹</i>
Storage water heaters	Gas	≤ 75,000 Btu/hr	< 20	0.62 – (.0019 x V)
Storage water heaters	Gas	≤ 75,000 Btu/hr	> 100	0.62 – (.0019 x V)
Storage water heaters	Oil	≤ 105,000 Btu/hr	> 50	0.59 – (.0019 x V)
Storage water heaters	Electricity	≤ 12 kW	> 120	0.93 – (.00132 x V)
Instantaneous Water Heaters	Gas	≤ 50,000 Btu/hr	Any	0.62 – (.0019 x V)
Instantaneous Water Heaters	Gas	≤ 200,000 Btu/hr	≥ 2	0.62 – (.0019 x V)
Instantaneous Water Heaters	Oil	≤ 210,000 Btu/hr	Any	0.59 – (.0019 x V)
Instantaneous Water Heaters	Electricity	≤ 12 kW	Any	0.93 – (.00132 x V)
¹ Volume (V) = rated storage volume in gallons.				

- (3) **Energy Efficiency Standards for Combination Space-Heating and Water-Heating Appliances.** See Section 1605.3(e)(3) for standards for combination space-heating and water-heating appliances.
- (4) **Energy Efficiency Standards for Water Heaters.** See Section 1605.1(f) for standards for water heaters that are federally-regulated consumer products or federally-regulated commercial and industrial equipment.
- (5) **Energy Efficiency Standards for Booster Water Heaters.** There is no energy efficiency standard or energy design standard for booster water heaters.

(g) **Pool Heaters, Residential Pool Pumps, and Portable Electric Spas.**

- (1) **Energy Design Standard for Natural Gas Pool Heaters.** Natural gas pool heaters shall not be equipped with constant burning pilots.
- (2) **Energy Design Standard for All Pool Heaters.** All pool heaters shall have a readily accessible on-off switch that is mounted on the outside of the heater and that allows shutting off the heater without adjusting the thermostat setting.
- (3) **Energy Efficiency Standard for Heat Pump Pool Heaters.** For heat pump pool heaters manufactured on or after March 1, 2003, the average of the coefficient of performance (COP) at Standard Temperature Rating and the coefficient of performance (COP) at Low Temperature Rating shall be not less than 3.5.
- (4) **Energy Efficiency Standards for Gas and Oil Pool Heaters.** See Section 1605.1(g) for energy efficiency standards for gas and oil pool heaters that are federally-regulated consumer products.
- (5) **Residential Pool Pumps.**
 - (A) **Motor Efficiency.** Pool pump motors manufactured on or after January 1, 2006 may not be split-phase or capacitor start – induction run type.
 - (B) **Two-Speed Capability.**
 - (i) **Pump Motors.** Pool pump motors with a capacity of 1 HP or more which are manufactured on or after January 1, 2008, shall have the capability of operating at two or more speeds with a low speed having a rotation rate that is no more than one-half of the motor's maximum rotation rate.
 - (ii) **Pump Controls.** Pool pump motor controls manufactured on or after January 1, 2008 shall have the capability of operating the pool pump at least two speeds. The default circulation speed shall be the lowest speed, with a high speed override capability being for a temporary period not to exceed one normal cycle.
- (6) **Portable Electric Spas.** The standby power of portable electric spas manufactured on or after January 1, 2006, shall be not greater than $5(V^{2/3})$ Watts where V = the total volume, in gallons.

(h) **Plumbing Fittings.**

- (1) **Tub Spout Diverters.** The leakage rate of tub spout diverters shall be not greater than the applicable values shown in Table H-2.

Table H-2
Standards for Tub Spout Diverters

<i>Appliance</i>	<i>Testing Conditions</i>	<i>Maximum Leakage Rate</i>
		<i>Effective March 1, 2003</i>
Tub spout diverters	When new	0.01 gpm
	After 15,000 cycles of diverting	0.05 gpm

- (2) **Showerhead-Tub Spout Diverter Combinations.** Showerhead-tub spout diverter combinations shall meet both the standard for showerheads and the standard for tub spout diverters.

(3) **Commercial Pre-rinse Spray Valves.**

- (A) The flow rate of commercial pre-rinse spray valves manufactured on or after January 1, 2006, shall be equal to or less than 1.6 gpm at 60 psi.
- (B) Commercial pre-rinse spray valves manufactured on or after January 1, 2006 shall be capable of cleaning 60 plates at an average time of not more than 30 seconds per plate.

- (4) **Other Plumbing Fittings.** See Section 1605.1(h) for energy efficiency standards for plumbing fittings that are federally-regulated consumer products.

(i) **Plumbing Fixtures.**

See Section 1605.1(i) for energy efficiency standards for plumbing fixtures that are federally-regulated consumer products.

(j) **Fluorescent Lamp Ballasts.**

See Section 1605.1(j) for energy efficiency standards for fluorescent lamp ballasts that are federally-regulated consumer products.

(k) **Lamps.**

- (1) See Section 1605.1(k) for energy efficiency standards for federally-regulated general service fluorescent lamps and federally-regulated incandescent reflector lamp.
- (2) Energy Efficiency Standards for State-Regulated General Service Incandescent Lamps.

The lamp electrical power input of state-regulated general service incandescent lamps manufactured on or after the effective dates shown in Table K-3, shall be no greater than the applicable values shown in Table K-3.

Table K-3
Standards for State-Regulated General Service Incandescent Lamps

<i>Lamp Type</i>	<i>Maximum Lamp Electrical Power Input (Watts)</i>
	<i>January 1, 2006</i>
Frost or Clear	(0.0500 * Lumens) + 21
Soft White	(0.0500 * Lumens) + 22.5

(l) **Emergency Lighting.**

Energy Standards for Illuminated Exit Signs. The input power, luminance contrast, minimum luminance, average luminance and maximum to minimum luminance ratio of illuminated exit signs manufactured on or after March 1, 2003 shall meet the requirements of Table L.

Table L
Standards for Exit Signs

<i>Standard</i>	<i>Requirement</i>
Input power	< 5 watts per face
Luminance contrast	> 0.8
Minimum luminance	>8.6 candelas/meter ² measured at normal (0°) and 45° viewing angles
Average luminance	> 15 candelas/meter ² measured at normal (0°) and 45° viewing angles
Maximum to minimum luminance ratio	< 20:1 measured at normal (0°) and 45° viewing angles

(m) **Traffic Signal Modules and Traffic Signal Lamps.**(1) **Energy Efficiency Standards for Traffic Signal Modules for Vehicle Control.**

The power consumption of traffic signal modules for vehicle control manufactured on or after March 1, 2003, shall be not greater than the applicable values shown in Table M-1 when tested at the temperatures shown.

**Table M-1
Standards for Traffic Signal Modules for Vehicle Control**

Type	Red		Amber		Green	
	at 25° C (77° F)	at 74° C (165.2° F)	at 25° C (77° F)	at 74° C (165.2° F)	at 25° C (77° F)	at 74° C (165.2° F)
300 mm circular	11 watts	17 watts	22 watts	25 watts	15 watts	15 watts
200 mm circular	8 watts	13 watts	13 watts	16 watts	12 watts	12 watts
300 mm arrow	9 watts	12 watts	10 watts	12 watts	11 watts	11 watts
Lane Control (X)	9 watts	12 watts	No requirement	No requirement	No requirement	No requirement
Lane Control (Arrow)	No requirement	No requirement	No requirement	No requirement	11 watts	11 watts

(2) **Energy Efficiency Standards for Traffic Signal Modules for Pedestrian Control.**

The power consumption of traffic signal modules for pedestrian control manufactured on or after January 1, 2006 shall be not greater than the applicable values shown in Table M-2 when tested at the temperatures shown.

**Table M-2
Standards for Traffic Signal Modules for Pedestrian Control**

Type	at 25° C (77° F)	At 74° C (165.2° F)
Hand or 'Don't Walk' sign or countdown.	10 Watts	12 Watts
Walking Person or 'Walk' sign	9 Watts	12 Watts

(3) **Energy Efficiency Standards for Traffic Signal Lamps.** The power consumption of traffic signal lamps manufactured on or after March 1, 2003, shall be not greater than 25 watts.

(n) **Luminaires.**

- (1) **Energy Efficiency Standard and Energy Design Standard for Torchieres.** Torchieres manufactured on or after March 1, 2003, shall not consume more than 190 watts and shall not be capable of operating with lamps that total more than 190 watts. Torchieres manufactured on or after January 1, 2006, shall not use more than 190 watts. A torchiere shall be deemed to use more than 190 watts if any commercially available lamp or combination of lamps can be inserted in its socket(s) and cause the torchiere to draw more than 190 watts when operated at full brightness.
- (2) **Energy Efficiency Standard for Metal Halide Luminaires.** Metal halide luminaires, manufactured on or after the effective dates shown in Table N-1, shall meet the requirements shown in Table N-1.

**Table N-1
Standards for Metal Halide Luminaires**

Lamp Position	Lamp Rating	Effective Date	Requirements
Vertical (base-up)	150-500 Watts	Jan. 1, 2006	Luminaires shall not contain a probe-start metal halide ballast.
Vertical (base-down)	150-500 Watts	Jan 1, 2008	Luminaires shall not contain a probe-start metal halide ballast.

Notes: Fixtures are covered if they are capable of operating lamps that fall within the range of included lamp wattages. Vertical includes products rated for use within 15° of vertical.

- (3) **Energy Efficiency Standards for Under-Cabinet Luminaires.** Under-cabinet luminaires that are equipped with T-8 fluorescent lamps and that are designed to be attached to office furniture and that are manufactured on or after January 1, 2006 shall be equipped with ballasts that have a ballast efficacy factor not less than the applicable values shown in Table N-2.

EXCEPTIONS:

1. Luminaires equipped with T-8 ballasts designed for dimming.
2. Luminaires that are:

(a) specifically and exclusively designed for use in applications where electromagnetic interference from electronic ballasts would interfere with critical, sensitive instrumentation and equipment such as medical imaging devices; and

(b) clearly, legibly, and permanently labeled, in at least 12 point type and in a place likely to be seen by the purchaser and the installer, "This fixture is intended exclusively for use in applications where critical, sensitive equipment would be adversely affected by electronic lamp ballast electromagnetic radiation".

**Table N-2
Standards for Under-Cabinet Luminaires**

Lamp Length (inches)	Minimum Ballast Efficacy Factor (BEF) for one lamp	Minimum Ballast Efficacy Factor (BEF) for two lamps
≤29	4.70	2.80
>29 and ≤35	3.95	2.30
>35 and ≤41	3.40	1.90
>41 and ≤47	3.05	1.65
≥47	2.80	1.45

(o) **Dishwashers.**

See Section 1605.1(o) for energy efficiency standards for dishwashers that are federally-regulated consumer products.

(p) **Commercial Clothes Washers.**

- (1) **Energy and Water Efficiency Standards for Commercial Front-Loading and Commercial Top-Loading Automatic Clothes Washers.** The modified energy factor and water factor of commercial front-loading and commercial top-loading automatic clothes washers manufactured on or after the dates indicated in Table P-4 that are not consumer products shall be not less than (modified energy factor) and not more than (water factor) the applicable values shown in Table P-4.

**Table P-4
Standards for Commercial Clothes Washers**

Appliance	Clothes Container Compartment Capacity (ft³)	Minimum Modified Energy Factor Effective January 1, 2005	Maximum Water Factor Effective January 1, 2007
Front-loading clothes washers	< 3.5 ft ³	1.26	9.5
Top-loading clothes washers	< 1.6 ft ³	0.65	9.5
	≥ 1.6 ft ³ and < 4.0 ft ³	1.26	9.5

- (2) **Energy Design Standard for Commercial Top-Loading Semi-Automatic Clothes Washers and Commercial Suds-Saving Clothes Washers.** Commercial top-loading semi-automatic clothes washers and commercial suds-saving clothes washers manufactured on or after January 1, 2005 shall have an unheated rinse water option.

- (3) **Other Clothes Washers.** See Sections 1605.1(p) and 1605.2(p) for energy efficiency standards and energy design standards for clothes washers that are federally-regulated consumer products.

(q) **Clothes Dryers.**

See Section 1605.1(q) for energy efficiency standards and energy design standards for clothes dryers that are federally-regulated consumer products.

(r) **Cooking Products and Food Service Equipment.**

- (1) **Energy Standards for Food Service Equipment.** There is no energy efficiency standard or energy design standard for food service equipment other than commercial hot food holding cabinets.
- (2) **Energy Efficiency Standards for Commercial Hot Food Holding Cabinets.** The idle energy rate of commercial hot food holding cabinets manufactured on or after January 1, 2006 shall be no greater than 40 Watts per cubic foot of measured interior volume.
- (3) **Cooking Products.** See Section 1605.1(r) for the energy design standard for cooking products that are federally-regulated consumer products.

(s) **Electric Motors.**

See Section 1605.1(s) for energy efficiency standards for electric motors that are federally-regulated commercial and industrial equipment.

- (t) **Distribution Transformers.** The efficiency of all low voltage dry-type distribution transformers when tested at 35 percent of the rated output power, manufactured on or after March 1, 2003 shall be not less than the applicable values shown in Table T.

Table T
Standards for Distribution Transformers

<i>Single Phase</i>		<i>Three Phase</i>	
<i>Rated Power Output kVa</i>	<i>Minimum Efficiency %</i>	<i>Rated Power Output kVa</i>	<i>Minimum Efficiency %</i>
≥ 15 < 25	97.7	≥ 15 < 30	97.0
≥ 25 < 37.5	98.0	≥ 30 < 45	97.5
≥ 37.5 < 50	98.2	≥ 45 < 75	97.7
≥ 50 < 75	98.3	≥ 75 < 112.5	98.0
≥ 75 < 100	98.5	≥ 112.5 < 150	98.2
≥ 100 < 167	98.6	≥ 150 < 225	98.3
≥ 167 < 250	98.7	≥ 225 < 300	98.5
≥ 250 < 333	98.8	≥ 300 < 500	98.6
333	98.9	≥ 500 < 750	98.7
—	—	≥ 750 < 1000	98.8
—	—	1000	98.9

(u) **Power Supplies and Consumer Audio and Video Equipment.**

- (1) **Power Supplies.** The efficiency in the active mode of power supplies when tested at 115 volts at 60 Hz, manufactured on or after the effective dates shall be not less than the applicable values shown (expressed as the decimal equivalent of a percentage); and the energy consumption in the no-load mode of power supplies when tested at 115 volts at 60 Hz, manufactured on or after the effective dates shown shall be not greater than the applicable values shown in Table U-1 or Table U-2.

EXCEPTION TO Section 1605.3(u)(1): A power supply that is made available by a manufacturer directly to a consumer or to a service or repair facility after and separate from the original sale of the product requiring the power supply as a service part or spare part shall not be required to meet the Standards for Power Supplies in Table U-1 and Table U-2 until five years after the effective dates indicated in Table U-1 and Table U-2.

Table U-1**Standards for Power Supplies**

Effective January 1, 2007 for external power supplies used with laptop computers, mobile phones, printers, print servers, scanners, personal digital assistants (PDAs), and digital cameras.

Effective July 1, 2007 for external power supplies used with wireline telephones and all other applications.

<i>Nameplate Output</i>	<i>Minimum Efficiency in Active Mode</i>
0 to < 1 Watt	0.49 * Nameplate Output
≥1 and ≤49 Watts	0.09 * Ln(Nameplate Output) + 0.49
> 49 Watts	0.84
	<i>Maximum Energy Consumption in No-Load Mode</i>
0 to <10 Watts	0.5 Watts
≥10 to ≤ 250 Watts	0.75 Watts
Where Ln (Nameplate Output) = Natural Logarithm of the nameplate output expressed in Watts.	

**Table U-2
Standards for Power Supplies**

Effective July 1, 2008

Nameplate Output	Minimum Efficiency in Active Mode
<1 Watt	0.5 * Nameplate Output
≥1 and ≤51 Watts	0.09*Ln(Nameplate Output) + 0.5
> 51 Watts	0.85
	Maximum Energy Consumption in No-Load Mode
Any output	0.5 Watts

Where Ln (Nameplate Output) = Natural Logarithm of the nameplate output expressed in Watts.

- (2) **Consumer Audio and Video Equipment.** The power usage of consumer audio and video equipment manufactured on or after the effective dates shown shall be not greater than the applicable values shown in Table U-3. For equipment that consists of more than one individually powered product, each with a separate main plug, the individually powered products shall each have a power usage not greater than the applicable values shown in Table U-3

**Table U-3
Standards for Consumer Audio and Video Equipment**

Appliance Type	Effective Date	Maximum Power Usage (Watts)
Compact Audio Products	January 1, 2007	2 W in Audio standby-passive mode for those without a permanently illuminated clock display 4 W in Audio standby-passive mode for those with a permanently illuminated clock display
Televisions	January 1, 2006	3 W in TV standby-passive mode
Digital Versatile Disc Players and Digital Versatile Disc Recorders	January 1, 2006	3 W in Video standby-passive mode
Digital Television Adapters	January 1, 2007	1 W in STB standby-passive mode, 8 W in STB on mode

NOTE: Authority cited: Sections 25213, 25218(e), 25402(a)-(c), and 25960, Public Resources Code.

Reference: Sections 25216.5(d), 25402(a)-(c), and 25960, Public Resources Code.

Section 1606. Filing by Manufacturers; Listing of Appliances in Database.

(a) Filing of Statements.

Each manufacturer shall file with the Executive Director a statement for each appliance that is sold or offered for sale in California. The statement shall contain all of the information described in paragraphs (2) through (4) of this subsection and shall meet all of the requirements of paragraph (1) of this subsection and all other applicable requirements in this Article. For models that are in the active database before November 27, 2002, no information needs to be submitted until (i) any of the characteristics in Table V is changed or (ii) the model is discontinued.

The effective dates of this section shall be the same as the effective dates shown in Section 1605.1, 1605.2 or 1605.3 for appliances for which there is an energy efficiency, energy consumption, energy design, water efficiency, water consumption, or water design standard in Section 1605.1, 1605.2, or 1605.3. For appliances with no energy efficiency, energy consumption, energy design, water efficiency, water consumption, or water design standard in Section 1605.1, 1605.2, or 1605.3, the effective date of this section shall be January 1, 2006.

EXCEPTIONS. This subsection is not applicable to:

1. non-commercial cooking products until, as determined by the Executive Director, there takes effect a federal standard or a federal reporting requirement for annual cooking energy consumption or for a similar measure of energy performance, and
2. power supplies, and
3. refrigerators without doors and freezers without doors that are not specifically designed for display and sale of bottled or canned beverages, and
4. walk-in refrigerators and walk-in freezers, and
5. low-profile ceiling fans.

(1) General Rules.

- (A) **Format and Categories.** Each statement shall be in a format (including but not limited to computer formats) and in categories specified by the Executive Director.
- (B) **When Different Statements are Required.** The Executive Director may establish, modify, and enforce schedules for the submittal of statements where it is reasonably necessary for orderly processing of submittals, for example when manufacturers or third parties often submit many statements simultaneously.
- (C) **Asterisks in Model Numbers.** In filing any statement, the manufacturer may use asterisks as a substitute for letters, numbers, blanks, or other characters in the model number, provided that an asterisk (i) shall be used only for a part of the model number that does not indicate energy consumption, energy

efficiency, water consumption, or water efficiency, or a design or feature affecting such efficiency or consumption; (ii) shall represent a single letter, number, blank, or other character at the asterisk's location in the model number; and (iii) shall not be used for any of the first four letters, numbers, blanks, or other characters in the model number.

- (D) **Different Functions.** Except as provided in Section 1606(a)(1)(G), if the same appliance is sold or offered for sale as more than one type of appliance shown in Table V (for example, if the appliance can serve both water heating and pool heating functions), the manufacturer shall submit a separate statement for each appliance type. Each appliance type for which a statement is submitted must match all the common identifiers shown in Table V.
- (E) **Multiple Statements.** A manufacturer may file statements for more than one appliance in a single submittal to the Executive Director. If a submittal contains statements for more than one appliance, there shall be only one statement for each appliance, except as provided in Sections 1606(a)(1)(D) and 1606(a)(1)(G). The Executive Director shall allow multiple statements to be submitted on the same sheet of paper or in the same electronic file under conditions she or he determines are reasonably necessary to ensure accuracy and compatibility with the database.
- (F) **Split System Central Air Conditioners.** The statement for split system air conditioners shall be for the combination of the compressor-containing unit and the non-compressor-containing unit most likely to represent the highest national sales volume, consistent with Section 1604(c)(3).
- (G) **Combination Space-Heating and Water-Heating Appliances.** Manufacturers of combination space-heating and water-heating appliances shall file two statements for each such appliance. The first statement shall contain the information listed in Table V for combination space-heating and water-heating appliances, and all other information shown in Table V for "all appliances;" and the second statement shall contain the information listed in Table V for the primary function of the appliance according to the determination required by Sections 1605(e) and 1605(f), and containing all other information shown in Table V for "all appliances." Each appliance type for which a statement is submitted must match all the common identifiers shown in Table V.
- (2) **Manufacturer Information**
- (A) The name, address, telephone number, and, if available, fax number, URL (web site) address, and e-mail address of the manufacturer; provided, however, that if a parent entity is filing on behalf of a subsidiary entity, if a subsidiary entity is filing on behalf of a parent entity, or if an affiliate entity is filing on behalf of an affiliate entity, then each entity shall be clearly identified and the information shall be provided for both entities.
- (B) The name, address, telephone number, and, if available, fax number and e-mail address of the individual to contact concerning the statement pursuant

to Section 1606(a)(4). There shall be only one individual to contact for each category (box) in the "Appliance" column of Table V, except that the individual may, during his or her absence, delegate his or her duties in this regard.

- (C) The name, address, telephone number, and, if available, fax number and e-mail address of the person signing the declaration pursuant to Section 1606(a)(4).

(3) Testing and Performance Information.

- (A) A statement that the appliance has been tested in accordance with all applicable requirements of Sections 1603 and 1604. If Section 1604 provides more than one test method that may be used, the manufacturer shall identify which method was used.
- (B) The name and address and, if available, telephone number, fax number, URL (web site) address, and e-mail address of the laboratory or other institution where the testing required by Sections 1603 and 1604 was performed.
- (C) For commercial refrigerators, commercial refrigerator-freezers, commercial freezers, large storage water heaters, and plumbing fittings, the test reports upon which the manufacturer relies in filing information pursuant to paragraph (D) immediately below.
- (D) The applicable information listed in Table V; provided, however, that submittal of information marked with "1" is voluntary. Where there is text in the "Permissible Answers" column, the information provided must be one of the answers shown.

EXCEPTION 1. TO SECTION 1606(a)(3)(D):

This subsection (D) does not apply to any water heater:

- (1) that is within the scope of 42 U.S.C. Sections 6292(a)(4) or 6311(1)(F),
- (2) that has a rated storage volume of less than 20 gallons, and
- (3) for which there is no federal test method applicable to that type of water heater.

EXCEPTION 2. TO SECTION 1606(a)(3)(D):

If an appliance has an alternative test procedure pursuant to Section 1603(c)(1), or an alternative assessment method specified pursuant to Section 1603(c)(2)(A), then the statement shall include:

- (1) the following information from Table V: Manufacturer's Name, Brand Name, Model Number, and Regulatory Status; and

(2) all information from Table V that is applicable to the appliance and that is produced during the alternative test procedure or the alternative assessment method; and

(3) all other energy performance information produced during the alternative test procedure or the alternative assessment method.

EXCEPTION 3. TO SECTION 1606(a)(3)(D):

If the Executive Director has specified that there is no test method for an appliance pursuant to Section 1603(c)(2)(B), then the statement shall include the following information from Table V: Manufacturer's Name, Brand Name, Model Number, and Regulatory Status.

(E) How Tested Data Must Be Reported.

1. For any numerical value required by Table V that is produced by a test specified in Section 1604, the reported value shall be no higher for the value for which the consumer would prefer a high number, and no lower for the value for which the consumer would prefer a low number, than the values obtained by testing; unless different specific instructions are specified in the test method specified in Section 1604.
2. For any numerical value required by Table V that is produced by calculation from measured numerical test results, the reported value shall be no higher for the values where the consumer would prefer a high number than the exact result of the calculation, and no lower than the exact result of the calculation where the consumer would prefer a low number, than the values obtained by calculating, unless different specific instructions are specified in the test method specified in Section 1604.
3. Manufacturers may report:
 - a. numbers higher than tested values, where the consumer would, all other things being equal, prefer lower values (or is indifferent); and
 - b. numbers lower than tested values, where the consumer would, all other things being equal, prefer higher values (or is indifferent).

Example: An air conditioner is tested using the appropriate test method specified in Section 1604, and the test method does not include specific instructions about the precision of reporting.

- Cooling capacity is measured as: 36,014 Btu per hour.
- For cooling capacity, consumers prefer higher values.
- The manufacturer may not report any value over 36,014 Btu per hour.
- The manufacturer chooses to report 36,000 Btu per hour.
- Electrical energy use is measured at 3,487 watts.
- For electrical energy use, consumers prefer lower values.
- The manufacturer may not report any value under 3,487 watts.

- The manufacturer chooses to report 3,500 watts.
- Using the data the manufacturer chooses to report, $EER = 36,000/3,500 = 10.285714$.
- For EER, consumers prefer higher values.
- The manufacturer may not report any value of EER over 10.285714 (if EER is reported with only one decimal place, the maximum value would be 10.2).
- The manufacturer chooses to report $EER = 10.2$ Btu per watt hour.
- If the manufacturer had chosen to report the cooling capacity as 36,014 Btu per hour, and the electrical energy use as 3,487 watts, the calculated EER would have been $36,014/3,487 = 10.328076$. In this case the manufacturer could not report any value of EER over 10.328076 (if EER is reported with only one decimal place, the maximum value would be 10.3).

Table V
Data Submittal Requirements

	Appliance	Required Information	Permissible Answers
	All Appliances	* Manufacturer's Name	
		* Brand Name	
		* Model Number	
		Regulatory Status	Federally-regulated consumer product, federally-regulated commercial and industrial equipment, non-federally-regulated
A	Non-Commercial Refrigerators, Non-Commercial Refrigerator-Freezers, Non-Commercial Freezers	*Style	Category in Table A-3 (specify)
		*Defrost System	Automatic, manual, partial-automatic
		*Type	Refrigerator, refrigerator-freezer, freezer
		Access ¹	Door, drawer, both door and drawer
		Kitchen Unit ¹	Yes, no
		Internal Freezer ¹	Yes, no
		Wine Chiller	Yes, no
		Chest Refrigerator ¹	Yes, no
		Refrigerator Volume	
		Freezer Volume	
		Total Volume	
		Height	
		Width	
		Depth	
		Annual Energy Consumption (low)	
		Annual Energy Consumption (high)	
		Annual Energy Consumption (mean)	
	Anti-sweat Heater Switch	Yes, no	
	Refrigerant Type ¹	Ozone-depleting, non-ozone-depleting	
	Insulation Type ¹	Ozone-depleting, non-ozone-depleting	
	Self-contained Commercial Refrigerators with doors, Self-contained Commercial Refrigerator-Freezers with doors, Self-contained Commercial Freezers with doors, Self-contained Commercial Refrigerators specifically designed for display and sale of bottled or canned beverages without doors	*Cabinet Style	Ice cream cabinet; milk or beverage cabinet; milk, beverage, or ice cream cabinet; undercounter cabinet; other reach-in cabinet; pass-through cabinet; roll-in or roll-through cabinet; preparation table; buffet table; work top table; wine chiller that is not a consumer product.
		*Defrost System	Automatic, manual, partial-automatic
		*Type	Refrigerator, refrigerator-freezer with a single refrigeration system, refrigerator-freezer with two refrigeration systems, freezer
		*Door Style	Solid hinged, solid sliding, transparent hinged, transparent sliding, none.
		Refrigerator Volume	
		Freezer Volume	
		Total Volume	
		Height	
Width			
Depth			
Daily Energy Consumption			
Type of Illumination (reach-in cabinets, pass-through cabinets, roll-in or roll-through cabinets, and wine chillers that are not consumer products only) (for those with transparent doors only)	T-8 fluorescent lamps with electronic ballasts, slim line T-12 fluorescent lamps with electronic ballasts, slim line T-12 fluorescent lamps with magnetic ballasts, other (specify LPW), none.		
Efficacy LPW (where Type of Illumination is required and is not T-8 fluorescent lamps with electronic ballasts) (for units manufactured on or after March 31, 2003 only)			
Illumination Wattage			
Refrigerant Type	Ozone-depleting, non-ozone-depleting		
Insulation Type	Ozone-depleting, non-ozone-depleting		

* "Identifier" information as described in Section 1606(e).

1 = Voluntary

	Appliance	Required Information	Permissible Answers
A	Automatic Commercial Ice-Makers	*Equipment Type	Ice-making head, remote-condensing, self-contained, both remote-condensing and remote-compressor
		*Cooling Type	Air, water
		*Type of Ice Harvested	Cube, flake, other (specify)
		Harvest Rate	
		Energy Consumption	
	Water Dispensers	*Type	Bottle type; Bottle type with compartment; Pressure type, bubbler; Pressure type with compartment, bubbler; Pressure type, faucet; Pressure type with compartment, faucet, Point-of-Use
		*Condenser Cooling Medium	Air-cooled; Water-cooled
		*Style	Free-standing; Flush-to-Wall; Wall Hung; Wall Hung semi-recessed; Remote; Recessed
		*Refrigerated Compartment	
		Temperatures delivered	Cold only, cook (ambient) and cold, hot and cold
		Cooling Capacity (gallons/hour)	Yes, no
		Heating Capacity (6-oz. cup per hour)	
		Standby Energy Consumption (kWh/day)	
	Refrigerators without doors not specifically designed for the display and sale of bottled or canned beverages, Freezers without doors, Walk-in Refrigerators, and Walk-in Freezers	None	
	Refrigerated Bottled or Canned Beverage Vending Machines	Multi-package	Yes, no
		Door Type	Glass front, closed front
		Machine use designation	Indoor, indoor / outdoor
		Daily Energy Consumption at 90° F. Ambient Temperature	
		Daily Energy Consumption at 75° F. Ambient Temperature (for models manufactured on or after January 1, 2006)	
		Type of Illumination	T-8 fluorescent lamps with electronic ballasts, other (specify design and LPW).
		Standard Vendible Product	Can (specify size in ounces), Bottle (specify size in ounces)
		Standard Vendible Capacity	
		Low Power State - lighting	True, false (if True, also include: Hard-wired controls OR software)
		Low Power State – refrigeration	True, false (if True, also include: Hard-wired controls OR software)
		Low Power State – whole machine	True, false (if True, also include: Hard-wired controls OR software)
		On-Site Adjustable by Operator or Owner	True, false (if True, also include: Hard-wired controls OR software)
		Refrigerant Type	Ozone-depleting, non-ozone-depleting
Insulation Type		Ozone-depleting, non-ozone-depleting	
Internal volume (multi-package units only)			
B	Room Air Conditioners and Room Air-Conditioning Heat Pumps	*Voltage	
		*Electrical Phase	1, 3
		*Type	Room air conditioner, room air conditioning heat pump, casement-only room air conditioner, casement-slider room air conditioner.
		* Louvered Sides	Yes, no
		Cooling Capacity at 95° F	
		Electrical Input at 95° F	
		Energy Efficiency Ratio (EER) at 95° F	

	Appliance	Required Information	Permissible Answers
		Heating Capability	Heat pump, electric resistance heating, heat pump and electric resistance heating, no heating capability
		Heating Capacity (for heat pumps only)	
		Electrical Input (for heat pumps only)	
		Coefficient of Performance (for heat pumps only)	
		Heating Capacity (for models with electric resistance heating only)	
		Electrical Input (for those with electric resistance heating)	
		Refrigerant Type ¹	Ozone-depleting, non-ozone-depleting

* “Identifier” information as described in Section 1606(e).

1 = Voluntary

	Appliance	Required Information	Permissible Answers
B	Packaged Terminal Air Conditioners and Packaged Terminal Heat Pumps	*Voltage	
		*Electrical Phase	1, 3
		*Type	PTAC, PTHP
		Cooling Capacity at 95° F	
		Electrical Input at 95° F	
		Energy Efficiency Ratio (EER) at 95° F	
		Heating Capability	Heat pump, electric resistance heating, heat pump and electric resistance heating, no heating capability
		Heating Capacity (for models with heating capability only)	
		Electrical Input (for models with heating capability only)	
		Coefficient of Performance (for models with heating capability only)	
		Refrigerant Type ¹	Ozone-depleting, non-ozone-depleting
		Indoor Fan Nominal Horsepower	
		Indoor Fan Motor Type	Premium, standard
		Outdoor Fan Nominal Horsepower ¹	
		Outdoor Fan Motor Type ¹	Premium, standard
Compressor Power ¹			
C	All Central Air Conditioners and Central Air-Conditioning Heat Pumps	*Coil Model Number with which Compressor was Tested (for split systems only)	
		*Type	Air conditioner, heat pump (heating and cooling), heat pump (heating only), heat pump (cooling only)
		*Energy Source for Cooling	Electricity, natural gas
		*Energy Source for Heating	Gas, oil, electric heat pump, electric resistance, heat pump and electric resistance, none
		*Computer Room Air Conditioner	Yes, no
		*ARI Classification	
		*Voltage	
		*Electrical Phase	1, 3
		Refrigerant Type ¹	Ozone-depleting, non-ozone-depleting
		Thermostatic Expansion Valve (for air-source or air-cooled models only)	Yes, no
		Thermostatic Expansion Valve (for air-source or air-cooled models only) ¹	Exception 1, Exception 2, Exception 3 [See Section 1605.2(c)(1)(B)], no exception
		Compressor Motor Design	Single-speed, dual-speed, multiple-speed, variable-speed
		Compressor Motor Horsepower	
		Compressor Motor Type ¹	Premium, standard
		Outdoor Fan Motor Design	Single-speed, dual-speed, multiple-speed, variable-speed
		Outdoor Fan Motor Nominal Horsepower	
		Outdoor Fan Motor Type ¹	Premium, standard
		Outdoor Fan Motor Power Factor (for models with variable speed motors only) ¹	
		Indoor Fan Motor Design	Single-speed, dual-speed, multiple-speed, variable-speed
		Indoor Fan Motor Nominal Horsepower	
		Indoor Fan Motor Type	Premium, standard
Indoor Fan Motor Power Factor (for variable speed motors only) ¹			

* "Identifier" information as described in Section 1606(e).

1 = Voluntary

	Appliance	Required Information	Permissible Answers
C	Air-Cooled, Single Package CAC < 65,000 Btu/hour and Air-Cooled, Split System CAC < 65,000 Btu/hour	Seasonal Energy Efficiency Ratio (SEER)	
		Cooling Capacity at 82° F	
		Electrical Input at 82° F	
		Degradation Coefficient at 82° F	
		Cooling Capacity at 95° F	
		Electrical Input at 95° F	
		Energy Efficiency Ratio (EER) at 95° F	
		Cooling Capacity at 105° F (Voluntary)	
		Electrical Input at 105° F (Voluntary)	
		Energy Efficiency Ratio (EER) at 105° F (Voluntary)	
		Cooling Capacity at 115° F (Voluntary)	
		Electrical Input at 115° F (Voluntary)	
		Energy Efficiency Ratio (EER) at 115° F (Voluntary)	
		Space-constrained Product	Yes, no
	Air-Source, Single Package HP < 65,000 Btu/hour and Air-Source Split System HP < 65,000 Btu/hour	Seasonal Energy Efficiency Ratio (SEER)	
		Cooling Capacity at 82° F	
		Electrical Input at 82° F	
		Degradation Coefficient at 82° F	
		Cooling Capacity at 95° F	
		Electrical Input at 95° F	
		Energy Efficiency Ratio (EER) at 95° F	
		Cooling Capacity at 105° F (Voluntary)	
		Electrical Input at 105° F (Voluntary)	
		Energy Efficiency Ratio (EER) at 105° F (Voluntary)	
		Cooling Capacity at 115° F (Voluntary)	
		Electrical Input at 115° F (Voluntary)	
		Energy Efficiency Ratio (EER) at 115° F (Voluntary)	
		Heating Seasonal Performance Factor (HSPF)	
	Heating Capacity		
	Electrical Input		
	Space-constrained Product	Yes, no	
	Air-Cooled, Single Package CAC ≥ 65,000 and < 760,000 Btu/hour Air-Cooled, Split System CAC ≥ 65,000 and < 760,000 Btu/hour All Computer Room Air Conditioners	Cooling Capacity at 95° F	
		Electrical Input at 95° F	
Energy Efficiency Ratio (EER) at 95° F			
Integrated Part Load Value (IPLV) If Applicable			
Heating System Type ¹		Gas, oil, electric resistance, none	
Air-Source, Single Package HP ≥ 65,000 Btu/hour and < 240,000 Btu/hour; and Air-Source, Split-System HP ≥ 65,000 and < 240,000 Btu/hour	Cooling Capacity at 95° F		
	Electrical Input at 95° F		
	Energy Efficiency Ratio (EER) at 95° F		
	Integrated Part Load Value (IPLV) If Applicable		
	Heating Capacity at 47° F		
	Electrical Input at 47° F		
	Coefficient of Performance (COP) at 47° F		
	Heating Capacity at 17° F		
	Electrical Input at 17° F		
Coefficient of Performance (COP) at 17° F			

* "Identifier" information as described in Section 1606(e).

1 = Voluntary

	Appliance	Required Information	Permissible Answers
C	Evaporatively-Cooled Single Package CAC < 240,000 Btu/hour and	Cooling Capacity at 95° F	
		Electrical Input at 95° F	
		Energy Efficiency Ratio (EER) at 95° F	
		Integrated Part Load Value (IPLV) If Applicable	
	Evaporatively-Cooled Split System CAC < 240,000 Btu/hour	Heating System Type ¹	Gas, oil, electric resistance, none
	Water-Cooled Single-Package CAC < 240,000 Btu/hour and	Compressor Electrical Input (for models ≥ 65,000 Btu/hour only)	
		Indoor Fan Electrical Input (for models ≥ 65,000 Btu/hour only)	
		Outdoor Fan Electrical Input (for models ≥ 65,000 Btu/hour only)	
	Water-Cooled, Split System CAC < 240,000 Btu/hour	Cooling Capacity at 85° F Entering Water Temperature	
		Electrical Input at 85° F Entering Water Temperature	
		Energy Efficiency Ratio (EER) at 85° F Entering Water Temperature	
		Low Temperature EER at 75° F Entering Water Temperature (for models < 65,000 Btu/hour only)	
		Heating System Type ¹	Gas, oil electric resistance, none
	Water-Source, Single Package HP < 240,000 Btu/hour and	Compressor Electrical Input (for models ≥ 65,000 Btu/hour only)	
		Indoor Fan Electrical Input (for models ≥ 65,000 Btu/hour only)	
		Outdoor Fan Electrical Input (for models ≥ 65,000 Btu/hour only)	
	Water-Source Split System HP < 240,000 Btu/hour	Cooling Capacity at 85° F Entering Water Temperature	
		Electrical Input at 85° F Entering Water Temperature	
		Energy Efficiency Ratio (EER) at 85° F Entering Water Temperature	
		Heating Capacity at 70° F Entering Water Temperature	
		Electrical Input at 70° F Entering Water Temperature	
		Coefficient of Performance (COP) at 70° F Entering Water Temperature	
		Low Temperature EER at 75° F Entering Water Temperature (for models < 65,000 Btu/hour only)	

* "Identifier" information as described in Section 1606(e).

1 = Voluntary

	Appliance	Required Information	Permissible Answers
C	Ground Water-Source, Single Package HP (< 240,000 Btu/hour except as noted) and	Compressor Electrical Input (for models \geq 65,000 Btu/hour only)	
		Indoor Fan Electrical Input (for models \geq 65,000 Btu/hour only)	
		Outdoor Fan Electrical Input (for models \geq 65,000 Btu/hour only)	
	Ground Water-Source Split System HP (< 240,000 Btu/hour except as noted)	Cooling Capacity at 70° F Entering Water Temperature (for models manufactured before October 29, 2003 only)	
		Electrical Input at 70° F Entering Water Temperature (for models manufactured before October 29, 2003 only)	
		Energy Efficiency Ratio (EER) at 70° F Entering Water Temperature (for models manufactured before October 29, 2003 only)	
		Cooling Capacity at 59° F Entering Water Temperature (for all sizes, including but not limited to models \geq 240,000 Btu/hour; and for models manufactured on or after October 29, 2003 only)	
		Electrical Input at 59° F Entering Water Temperature (for all sizes, including but not limited to models \geq 240,000 Btu/hour; and for models manufactured on or after October 29, 2003 only)	
		Energy Efficiency Ratio (EER) at 59° F Entering Water Temperature (for all sizes, including but not limited to models \geq 240,000 Btu/hour; and for models manufactured on or after October 29, 2003 only)	
		Heating Capacity at 70° F Entering Water Temperature (for all sizes, including but not limited to models \geq 240,000 Btu/hour; and for models manufactured before October 29, 2003 only)	
		Electrical Input at 70° F Entering Water Temperature (for all sizes, including but not limited to models \geq 240,000 Btu/hour; and for models manufactured before October 29, 2003 only)	
		Coefficient of Performance (COP) at 70° F Entering Water Temperature (for all sizes, including but not limited to models \geq 240,000 Btu/hour; and for models manufactured before October 29, 2003 only)	
		Heating Capacity at 50° F Entering Water Temperature (for all sizes, including but not limited to models \geq 240,000 Btu/hour)	
		Electrical Input at 50° F Entering Water Temperature (for all sizes, including but not limited to models \geq 240,000 Btu/hour)	
		Coefficient of Performance (COP) at 50° F Entering Water Temperature (for all sizes, including but not limited to models \geq 240,000 Btu/hour)	
		Cooling Capacity at 50° F Entering Water Temperature (for models manufactured before October 29, 2003 only)	
		Electrical Input at 50° F Entering Water Temperature (for models manufactured before October 29, 2003 only)	
EER at 50° F Entering Water Temperature (for models manufactured before October 29, 2003 only)			

* "Identifier" information as described in Section 1606(e).

1 = Voluntary

	Appliance	Required Information	Permissible Answers
C	Ground-Source, Closed-Loop, Single Package HP and Ground-Source, Closed-Loop, Split System HP	Compressor Electrical Input (for models \geq 65,000 Btu/hour only)	
		Indoor Fan Electrical Input (for models \geq 65,000 Btu/hour only)	
		Outdoor Fan Electrical Input (for models \geq 65,000 Btu/hour only)	
	Ground-Source, Closed-Loop, Single Package HP and Ground-Source, Closed-Loop, Split System HP	Cooling Capacity at 77° F Entering Brine Temperature	
		Electrical Input at 77° F Entering Brine Temperature	
		Energy Efficiency Ratio (EER) at 77° F Entering Brine Temperature	
		Heating Capacity at 32° F Entering Brine Temperature	
		Electrical Input at 32° F Entering Brine Temperature	
	Gas-Fired Air Conditioners and Gas-Fired Heat Pumps	Coefficient of Performance (COP) at 32° F Entering Brine Temperature	
		Cooling Capacity – (cooling bin summary)	
		Gas Input While Cooling – (cooling bin summary)	
		Electric Input While Cooling – (cooling bin summary)	
		Cooling COP – Gas	
		Cooling COP – Electric	
		Heating Output – (heating bin summary)	
Gas Input While Heating – (heating bin summary)			
D	Spot Air Conditioners	*Type	Single package, air-cooled; single package, evaporatively-cooled; split system: air-cooled condensing unit, coil with blower; split system: evaporatively-cooled condensing unit, coil alone; single package, air-cooled (FD); single package, evaporatively-cooled (FD); split system; air-cooled condensing unit, coil with blower (FD); split system; evaporatively-cooled condensing unit, coil alone (FD)
		Cooling Capacity	
		Total Electrical Input	
		Cooling Efficiency Ratio (CER)	
		Fan Electrical Input	
	Evaporative Coolers	Refrigerant Type	Ozone-depleting, non-ozone-depleting
		*Type	Direct, indirect, indirect/direct
		Evaporative Media Saturation Effectiveness (%) (for direct evaporative coolers only)	
		Media Type (for direct evaporative coolers only)	Expanded paper, woven plastic, aspen wood, rigid cellulose, other (specify).
		Cooling Effectiveness (for indirect evaporative coolers only)	
		Total Power (Watts)	
	Ceiling Fans, Except Low-Profile Ceiling Fans	Airflow Rate (CFM)	
		ECER	
		CFM (low, medium, high)	
Watts (low, medium, high)			
Low-Profile Ceiling Fans	Efficacy (low, medium, high) [CFM/Watt]		
	Light Source Type	Compact fluorescent, incandescent, other (specify), None	
Whole House Fans and Residential Exhaust Fans	none		
	*Residential Exhaust Fan Type	Inline single-port, Inline multi-port, Range hood, Bathroom and utility room	
	*Whole-House Fan Type	Belt-drive single-fan, Belt-drive dual-fan, Direct-drive single-fan, Direct-drive dual-fan	
	Fan Motor Power (watts)		
	Air Flow (CFM)		
	Air Flow Efficiency (CFM/Watt)		

* "Identifier" information as described in Section 1606(e).

1 = Voluntary

	Appliance	Required Information	Permissible Answers
E	All Space Heaters	*Energy Source	Natural gas, LPG, oil, combination (natural gas and oil)
		*Burner Type	Induced draft, luminous, injection type, power, pressure
		Constant burning pilot light, (for gas or oil models only)	Yes, no
		*Labeled for Outdoor Installation	Yes, no
		*Electrical Phase	1, 3, none
		Draft Equipment ¹	Draft hood, draft diverter, barometric regulator, none
		Off-Cycle Devices	Stack damper, electro-mechanical inlet damper, electro-mechanical flue damper, none
		Flue Gas	Condensing, non-condensing
		Control	Single-stage, two-stage modulating, step modulating
		Fan Motor Design (furnaces only) ¹	Single-speed, dual-speed, multiple-speed, variable speed
		Total Nominal Fan Motor Horsepower (furnaces only)	
		Fan Motor Type (furnaces only)	Premium, standard
		Fan Motor Power Factor (furnaces with variable-speed motors only) ¹	
		Pump Motor Design (boilers only)	Single-speed, dual-speed, multiple-speed, variable speed
		Total Nominal Pump Motor Horsepower (boilers only)	
		Pump Motor Type (boilers only)	Premium, standard
		Pump Motor Power Factor (boilers with variable-speed motors only) ¹	
		Nameplate Input Rating	
	Rated Output		
	Central Furnaces	*Mobile Home	Yes, no
		*Air Flow Direction	Up, down, horizontal
		Fan Blower Capacity, High, at 0.5" W.C.	
		Fan Blower Capacity, Low, at 0.5" W.C.	
		Thermal Efficiency (for models ≥ 225,000 Btu/hour input and for three-phase equipment < 225,000 Btu/hour input for which the manufacturer chooses to test using ANSI Z21.47-2001)	
		Standby Watts [controls, not fan energy] (for models ≥ 225,000 Btu/hour input only)	
		Annual Fuel Energy Consumption (for models < 225,000 Btu/hour input only, except for three-phase equipment for which the manufacturer chooses to test using ANSI Z21.47-2001)	
		Annual Fuel Utilization Efficiency [AFUE] (for models < 225,000 Btu/hour input only, except for three-phase equipment for which the manufacturer chooses to test using ANSI Z21.47-2001)	
		Annual Auxiliary Electrical Energy Consumption (for models < 225,000 Btu/hour input only, except for three-phase equipment for which the manufacturer chooses to test using ANSI Z21.47-2001)	
		Thermal Efficiency at Minimum Capacity Provided and Allowed by the Controls (for models ≥ 225,000 Btu/hour input only)	
	Room Heaters, Floor Furnaces, and Wall Furnaces	*Type	Room heater (vented fan); room heater (gravity); floor furnace (fan); floor furnace (gravity); wall furnace (direct vent fan); wall furnace (direct vent gravity); wall furnace (vented fan); wall furnace (vented gravity)
		Annual Fuel Utilization Efficiency (AFUE)	
		Auxiliary Electric Power (for fan-type heaters only)	
		Average Annual Auxiliary Electrical Energy Consumption (for fan-type heaters only) ¹	

	Appliance	Required Information	Permissible Answers
E	Duct Furnaces and Unit Heaters	*Type	Duct furnace; low static unit heater; high static unit heater; floor-mounted unit heater
		Thermal Efficiency at Maximum Rated Capacity	
		Energy Consumption During Standby	
		Thermal Efficiency at Minimum Rated Capacity	
		Power-Venting (natural gas models only)	Yes, no
		Automatic Flue Damper (natural gas models only)	Yes, no
	Infrared Gas Space Heaters	*Type	Patio heater, non-patio heater
		Intensity	High, low
		Radiant Tube Type	Yes, no
		Portable	Yes, no
		Vented	Yes, no
		Physically Possible to Measure Radiant Coefficient	Yes, no
		Combustion Efficiency (for models using ANSI test method only)	
		Radiant Coefficient (for models using ANSI test method only; for models for which it is physically possible to measure radiant coefficient only)	
		Effective Heating Area (for models using FSTC test method only)	
		Efficiency Index (for models using FSTC test method only)	
	Combination Space-Heating and Water-Heating Equipment	*Primary Function	Primary function is space heating, secondary function is domestic water heating; primary function is domestic water heating, secondary function is space heating
		Volume (measured)	
		Volume (rated)	
		Energy Factor (for those models whose primary function is water heating)	
		Effective Space-Heating Efficiency (CA _{AFUE}) (for those models whose primary function is water heating)	
		Annual Fuel Utilization Efficiency (AFUE) (for those models whose primary function is space heating)	
		Effective Water-Heating Efficiency (CA _{EF}) (for those models whose primary function is space heating)	
		Combined Annual Efficiency (CAE)	
	Boilers	*Type	Steam, hot water
		Design	Copper, cast iron, other
		Input at Minimum Capacity ¹	
		Output at Minimum Capacity ¹	
		Combustion Efficiency (for models ≥ 300,000 Btu/hour input only)	
		Thermal Efficiency (for models ≥ 300,000 Btu/hour input and < 2,500,000 Btu/hour input only)	
		Thermal Efficiency (for models ≥ 2,500,000 Btu/hour input only) ¹	
		Standby Loss (for packaged boilers ≥ 300,000 Btu/hour input only)	
		Standby Loss (for nonpackaged boilers ≥ 300,000 Btu/hour input only)	
Thermal Efficiency at Minimum Capacity Rating (for non-packaged boilers ≥ 300,000 Btu/hour input only)			
AFUE (for models < 300,000 Btu/hour input only)			

* "Identifier" information as described in Section 1606(e)

1 = Voluntary

	Appliance	Required Information	Permissible Answers
F	All Water Heaters	*Energy Source	Natural gas, LPG, oil, electric resistance, heat pump
		Rated Volume (except booster heaters and hot water dispensers)	
		Measured Volume (large water heaters only)	
		Rated Input	
		Heat Traps (for storage models only)	Yes, no
		Ozone Depleting Substance in Insulation ¹	Yes, no
		Ozone Depleting Substance in Refrigerant (for heat pump water heaters only) ¹	Yes, no
		Constant burning pilot light (for large gas and oil models only)	Yes, no
	Booster Heaters	Mobile Home	Yes, no
		Flow Capacity	
		Thermal Efficiency at 100% Capacity with 110° F Water Input Temperature	
	Hot Water Dispensers	Standby Loss	
	Mini-Tank Electric Water Heater	First Hour Rating	
		Height	
		Width at the Point of Greatest Width	
		Depth at the Point of Greatest Depth	
		Recovery Efficiency	
		Standby Loss % per hour	
		Total Standby Loss	
	Other Small Electric Water Heaters	Annual Energy Consumption	
		Annual Energy Consumption ¹	
		Tabletop Water Heater	Yes, no
	Large Electric Water Heaters	First Hour Rating	
		Energy Factor	
		Thermal Efficiency (instantaneous models only)	
		Standby Loss, % per hour (except for those models > 140 gallons for which exemption from standby loss standard is claimed)	
		Standby Loss, Watts (except for those models > 140 gallons for which exemption from standby loss standard is claimed)	
	Small Gas Water Heaters and Small Oil Water Heaters	R-value of Insulation (for models > 140 gallons except those which comply with standby loss standard)	
		First Hour Rating (for storage models only)	
		Maximum Gallons Per Minute (for instantaneous models only)	
		Recovery Efficiency	
		Annual Energy Consumption ¹	
		Energy Factor	
Large Gas Water Heaters and Large Oil Water Heaters	Pilot Light Energy Consumption (for instantaneous models only)		
	Thermal Efficiency		
	Standby Loss, %/hr (except for those models > 140 gallons for which exemption from standby loss standard is claimed)		
	Standby Loss, Btu/hr (except for those models > 140 gallons for which exemption from standby loss standard is claimed)		
	Electrical Power During Recovery While Appliance is Heating (for storage models only)		
	Electrical Power During Standby		
	R-value of Insulation (for models > 140 gallons only) for which exemption from standby loss is claimed		
	Flue Damper (for models > 140 gallons only)	Yes, no	

	Appliance	Required Information	Permissible Answers
F	Heat Pump Water Heaters	Current Rating	
		Voltage	
		Energy Factor (for models ≤ 24 amps current rating only)	
		Standby Loss (for models >24 amps current rating only)	
		Thermal Efficiency (for models > 24 amps current rating and ≥ 4,000 Btu/hour per gallon only)	
		R-value of Insulation (for models > 24 amps current rating only)	
		Refrigerant Type ¹	Ozone-depleting, non-ozone-depleting
G	Heat Pump Pool Heaters	Heating Capacity at Standard Temperature Rating	
		Readily-Accessible On-Off Switch	Yes, no
		Coefficient of Performance at Standard Temperature Rating	
		Heating Capacity at Low Temperature Rating	
		Coefficient of Performance at Low Temperature Rating	
		Heating Capacity at Spa Conditions Rating	
		Coefficient of Performance at Spa Conditions Rating	
	Refrigerant Type ¹	Ozone-depleting, non-ozone-depleting	
	Other Pool Heaters	Energy Source	Natural gas, LPG, oil, electric resistance
		Readily-Accessible On-Off Switch	Yes, no
		Constant Burning Pilot Light (for gas models)	Yes, no
		Input	
	Residential Pool Pumps	Motor Construction	PSC, Cap Start-Cap Run, ECM, Cap Start-induction run, split-phase
		Motor Design	Single-speed, dual-speed, multiple-speed, variable- speed
		Motor has Capability of Operating at Two or More Speeds with the Low Speed having a Rotation Rate that is No More than One-Half of the Motor's Maximum Rotation Rate	Yes, no
		Pool Pump Motor Service Factor	
		Motor Efficiency (%)	
		Rated Horsepower	
		Flow for Curve 'A' (in gpm)	
		Power for Curve 'A' (in Watts)	
		Energy Factor for Curve 'A' (in gallons per Watt-hour)	
Flow for Curve 'B' (in gpm)			
Power for Curve 'B' (in Watts)			
Energy Factor for Curve 'B' (in gallons per Watt-hour)			
Portable Electric Spas	*Voltage		
	Volume (gallons)		
	Rated Capacity (number of people)		
	Insulation R-value of Spa Cover Provided with the Spa		
	Standby Power (watts)		
	Spa Enclosure is Fully Insulated	Yes, no	
	If Spa is Fully Insulated, R-value of Insulation		
H	Plumbing Fittings	*Type	Showerhead, lavatory faucet, kitchen faucet, metering faucet, lavatory replacement aerator, kitchen replacement aerator, wash fountain, lift-type tub spout diverter, turn-type tub spout diverter, pull-type tub spout diverter, push-type tub spout diverter
		Flow Rate	
		Pulsating (for showerheads only)	Yes, no
		Rim Space (for wash fountains only)	
		Tub Spout Leakage Rate When New	
		Tub Spout Leakage Rate After 15,000 Cycles	
		Commercial Pre-rinse Spray Valves	Flow Rate (gpm)
	Cleaning ability test		Pass, fail
	I	Plumbing Fixtures	*Type
Water Consumption			
Trough Length (trough-type urinals only)			

	Appliance	Required Information	Permissible Answers
J	Fluorescent Lamp Ballasts	*Ballast Input Voltage	120, 277, other (specify)
		*Number of Lamps	
		*Type of Lamp	F40T12, F96T12, F96T12HO, other T12 (specify), T5, T8, other (specify)
		Designed for Dimming	Continuous, stepped, no
		Designed for Dimming to 50% or Less of Maximum Output	Continuous, stepped, no
		Power Factor	
		Building Application	Designed but not labeled for use only in residential buildings, designed and labeled for use only in residential buildings, other
		Designed for Use in Ambient Temperatures of $\leq 0^{\circ}$ F	Yes, no
		Designed for Use (a) at Ambient Temperatures $\leq -20^{\circ}$ F and (b) in an Outdoor Sign (for models with two F96T12HO lamps only)	Yes, no
		Replacement Ballast as Defined in Section 1602(j)	Yes, no
		Total Nominal Lamp Watts	
		Ballast Efficacy Factor	
		Relative Light Output	
		Circuit Design	Cathode cut-out, electronic, magnetic
Start	Instant, rapid		
K	Federally-regulated general service fluorescent lamps and federally regulated incandescent reflector lamps	*Type	4-foot medium bi-pin general service fluorescent lamp, 2-foot U-shaped general service fluorescent lamp, 8-foot slim line general service fluorescent lamp, 8-foot high output general service fluorescent lamp, incandescent reflector lamp
		Lumens	
		Nominal Lamp Wattage	
		Color Rendering Index (for general service fluorescent lamp models only)	
		Average Lamp Efficacy	
	State-regulated general service incandescent lamps	Rated Lumens	
		Rated Lamp Wattage	
		Bulb finish	Clear, frost, soft white
		Average Lamp Efficacy	
		ANSI-designated bulb Shape	A-15, A-19, A-21, A-23, A-25, PS-25, PS-30, BT-14.5, BT-15, CP-19, TB-19, CA-22
L	Emergency Lighting	Light Source Type	LED, electroluminescent, fluorescent, incandescent, other (specify)
		Height of Letters "E, X, T"	
		Width of Letters "E, X, T"	
		Height of Letter "I"	
		Width of Letter "I"	
		Battery Backup	Yes, no
		Number of Faces	
		Sign Format	Edge-lit, panel, matrix, stencil, other (specify)
		Input Power	
		Minimum Luminance of Face	
		Maximum Luminance of Face	
		Average Luminance of Face	
		Maximum to Minimum Luminance Ratio	
		Luminance Contrast	
M	Traffic Signal Modules for Vehicle control	Module Color	Green, amber, red
		Module Type	Circular, arrow, lane control-arrow, lane control-X, pedestrian, other (specify)
		Modular Size (circular, arrow only)	
		Power Consumption at 25° C	
		Power Consumption at 74° C	
	Traffic Signal Modules for Pedestrian Control	Module Type	Hand, Walking Person, walk, don't walk, countdown (Specify)
		Power Consumption at 25° C	
		Power Consumption at 74° C	

	Appliance	Required Information	Permissible Answers
N	Torchieres	*Lamp Type of Upward-Facing Lamp(s)	Screw-based Incandescent, Halogen, Fluorescent Pin-based, Other (specify)
		*Lamp Type of Side Lamp(s)	Screw-based Incandescent, Halogen, Fluorescent Pin-based, Other, None (specify)
		Total Number of Lamp Sockets	
		Maximum Possible Power Demand, All Sockets (watts)	
		Method of Insuring 190 Watt Maximum Power Consumption	Current-limiting Device, Thermal Switch, Other (specify)
	Metal Halide Luminaires	*Lamp Position (orientation)	Vertical Base-Up, Vertical Base-Down, Horizontal, Universal, Other (specify)
		Lamp Rating (watts)	
		Ballast Type [only applies to models manufactured on or after January 1, 2006]	Probe-start electronic, probe-start magnetic, pulse-start electronic, pulse-start magnetic, other (specify)
	Under-Cabinet Fluorescent Fixtures	Lamp Length (inches)	
		Number of Lamps for which Fixture is Designed	
Ballast Efficacy Factor			
O	Dishwashers	*Type	Compact, standard
		* Number of Place Settings	
		Power Consumption Per Cycle	
		Water Heating Dishwasher	Yes, no
		Truncated Normal Cycle Capable	Yes, no
		Energy Factor	
P	Clothes Washers that are federally regulated consumer products	*Type	Front-loading, top loading
		*Controls	Automatic, semi-automatic, other (specify)
		*Axis	Horizontal, vertical
		Suds-Saving	Yes, no
		Combination Washer/Dryer ¹	Yes, no
		Clothes Container Compartment Capacity	
		Power Consumption Per Cycle ¹	
		Water Consumption Per Cycle	
		Energy Factor	
		Water Factor	
	Clothes Washers that are not federally-regulated consumer products	*Type	Front-loading, top loading
		*Controls	Automatic, semi-automatic, other (specify)
		*Axis	Horizontal, vertical
		Suds-Saving	Yes, no
		Combination Washer/Dryer	Yes, no
		Clothes Container Compartment Capacity	
		Power Consumption Per Cycle	
		Water Consumption Per Cycle	
		Energy Factor	
		Water Factor	
Q	Clothes Dryers	*Energy Source	Gas, electric
		*Drum Capacity	
		*Voltage	120, 240, other (specify)
		Combination Washer/Dryer ¹	Yes, no
		Automatic Termination Control ¹	Yes, no
		Energy Factor	
		Constant Burning Pilot Light (Gas models only)	Yes, no

* "Identifier" information as described in Section 1606(e).

1 = Voluntary

Appliance		Required Information	Permissible Answers	
R	Consumer Product Cooking Products [filing requirements take effect only when there is a federal standard or federal reporting requirement for annual cooking energy consumption (or similar measure of energy performance)]	*Type	Conventional range, conventional cooking top, conventional oven, microwave oven, microwave/conventional range, other (specify)	
		*Energy Source	Gas, electric, microwave	
		Electrical Supply Cord (for gas models only)	Yes, no	
		*Constant Burning Pilot Light	Yes, no	
		Annual Cooking Energy Consumption		
		Annual Self-Cleaning Energy Consumption (for conventional ovens only)		
		Total Annual Energy Consumption (for conventional ovens only)		
		Clock Power Consumption (for gas conventional ovens only)		
		Pilot Light Consumption (for gas conventional ovens only)		
		Annual Secondary Energy Consumption (for gas conventional ovens only)		
	Commercial Convection Ovens	Energy Input Rate		
		Idle Energy Consumption Rate		
	Commercial Hot Food Holding Cabinets	Measured Interior Volume (cu. ft.)		
		Energy Input Rate		
Commercial Range Tops	Idle Energy Consumption Rate			
	Energy Input Rate			
	Cooking Energy Efficiency			
S	Electric Motors	Type	NEMA Design A, NEMA Design B, IEC Design N, other (specify)	
		Voltage	230, 460, both 230 and 460	
		Speed	Single, multiple	
		Rated Horsepower		
		Power Consumption		
		Air Exchange	Open, enclosed	
		Number of Poles	2, 4, 6, 8	
T	Distribution Transformers	Nominal Full Load Efficiency		
		*Phase	1, 3	
		Rated Output Power		
		Output Power at 35% of the Rated Output Power		
		Total Loss Power at 35% of the Rated Output Power		
U	Power Supplies	None		
		Consumer Audio and Video Equipment	Compact Audio Products	Power Usage in Audio Standby-Passive Mode for Models Without a Permanently-Illuminated Clock Display (watts)
				Power Usage in Audio Standby-Passive Mode for Models With a Permanently-Illuminated Clock Display (watts)
			Televisions	Power Usage in TV Standby-Passive Mode (watts)
			Digital Versatile Disc Players and Digital Versatile Disc Recorders	Power Usage in Video Standby-Passive Mode (watts)
			Digital Television Adapters	Power Usage in STB Standby-Passive Mode (watts)
Power Usage in STB On mode (watts)				

* "Identifier" information as described in Section 1606(e). 1 = Voluntary

(4) Declaration.

- (A) Each statement shall include a declaration, executed under penalty of perjury of the laws of California, that:
1. all the information provided in the statement is true, complete, accurate, and in compliance with all applicable provisions of this Article;
 2. if the statement is being filed electronically, that the requirements of Section 1606(g) have been and are being complied with;
 3. for appliances for which there is an energy efficiency, energy consumption, energy design, water efficiency, water consumption, or water design standard in Section 1605.1, 1605.2, or 1605.3, that the appliance complies with the applicable standards;
 4. the appliance was tested under the applicable test method specified in Section 1604, and, for the following appliances, was tested as follows:
 - a. for wine chillers that are consumer products, the appliance was tested to 10 CFR Section 430.23(a)(2005) with the modifications referenced in Table A-1;
 - b. for automatic commercial ice-makers, the appliance was tested to ARI 810-2003, and the reported harvest rate is within 5% of the tested value;
 - c. for multi-package refrigerated bottled or canned beverage vending machines, the volume was measured using ANSI/AHAM HRF1-1979;
 - d. for other self-contained commercial refrigerators, refrigerator-freezers, and freezers both with and without doors, the appliance's volume was measured using ANSI/AHAM HRF1-1979 and the controls of all appliances were adjusted to obtain the product temperatures referenced in Table A-2;
 - e. for other self-contained commercial refrigerators, refrigerator-freezers, and freezers with doors that are pass-through and roll-through refrigerators and freezers, that the back (loading) doors remained closed throughout the test;
 - f. for all refrigerators, refrigerator-freezers, and freezers were tested using alternating current electricity only;
 - g. for all split system central air conditioners and compressor-containing units, these models were tested with the non-compressor containing unit most likely to represent the highest national sales volume for the combined equipment;
 - h. for all gas-fired air conditioners and gas-fired heat pumps, all appliances were tested to ANSI Z21.40.4-1996 as modified by CEC, Efficiency Calculation method for Gas-Fired Heat Pumps as a New Compliance Option (1996);
 - i. for evaporative coolers, all appliances were tested to the applicable test method referenced in Table D with the modifications appearing in Table D;
 - j. for whole house fans, all appliances were tested to HVI-916, and were tested with manufacturer-provided louvers in place;
 - k. for heat pump pool heaters, all appliances were tested using ANSI/ASHRAE 146-1998, as modified by the Addendum Test

Procedure published by the Pool Heat Pump Manufacturers Association as referenced in Table G; and

- l. for commercial pre-rinse spray valves, all appliances were tested to ANSI/ASTM F2324-03, provided that adjustable flow-rate units be tested at their maximum possible flow rate.
5. all units of the appliance are marked as required by Section 1607, and, for the following appliances, are marked as follows:
 - m. for all air conditioners, heat pumps, furnaces, boilers, and water heaters that are not subject to NAECA and that comply with the October 29, 2001 provisions in Tables 6.2.1 A through G of ASHRAE/IESNA Standard 90.1-1999, they are marked, permanently and legibly on an accessible and conspicuous place on the unit, with a statement that the equipment complies with the 2001 requirements of ASHRAE Standard 90.1;
 - n. for all other air conditioners, heat pumps, furnaces, boilers, and water heaters that are not subject to NAECA and that comply with the October 29, 1999 provisions (but not with the October 29, 2001 provisions) in Tables 6.2.1 A through G shall be marked, permanently and legibly on an accessible and conspicuous place on the unit, with a statement that the equipment complies with the 1999 requirements of ASHRAE Standard 90.1;
 - o. for all distribution transformers, each appliance complies with the labeling requirements of NEMA Standard TP3-2000;
 - p. for all illuminated exit signs meeting the criteria of Section 1605.3(l), each appliance is marked by the manufacturer with a block E inside a circle; the mark commonly referred to as "Circle E." The size of the mark shall be commensurate with other markings on the sign, but not smaller than $\frac{1}{4}$ ";
 - q. for all torchieres, each unit of torchieres and each package containing a torchiere is marked, permanently and legibly on an accessible and conspicuous place on the unit, in characters no less than $\frac{1}{8}$ " on the inner surface of the reflector bowl of the torchiere, and $\frac{1}{4}$ " on the packaging, "LAMPS MUST TOTAL NO MORE THAN 190 WATTS-TORCHIERE IS NON-COMPLIANT IF IT IS ABLE TO DRAW MORE THAN 190 WATTS.";
 - r. for ceiling fans, each package containing a ceiling fan whose diameter exceeds 50 inches is marked, permanently and legibly on an accessible and conspicuous place on the unit's packaging, in characters no less than $\frac{1}{4}$ ", the unit's airflow at high, medium, and low speed in CFM, and the unit's air flow efficiency in CFM/Watt at high, medium and low speed;
 - s. for commercial pre-rinse spray valves, each unit is marked, permanently and legibly on an accessible and conspicuous place on the unit, in characters no less than $\frac{1}{8}$ ", the flow rate of the unit, in gallons-per minute (gpm) at 60 psi;
 - t. for residential pool pumps, each pool pump is marked permanently and legibly on an accessible and conspicuous place on the unit, in characters no less than $\frac{1}{4}$ ", with both the rated horsepower of the pump and the total horsepower of the motor.

- (B) If the manufacturer is a corporation, partnership, or other business entity, the declaration shall be signed by an individual authorized to make the declaration and file the statement on behalf of the business entity, and the declaration shall contain an affirmation that the individual signing is so authorized.
- (C) The declaration shall be submitted and maintained as follows:
1. Statements filed on paper.
 - a. If the statement is filed by a manufacturer, then the manufacturer shall file a wet-signed paper declaration with the Executive Director and the Executive Director shall keep the declaration.
 - b. If the statement is filed by a third party under Section 1606(f), then the manufacturer shall file a wet-signed paper declaration with the third party and the third party shall keep the declaration and shall provide it to the Executive Director on request.
 2. Statements filed electronically.
 - a. If the information is filed by a manufacturer, then either:
 - (i) the manufacturer shall file a wet-signed paper declaration with the Executive Director and the Executive Director shall keep the declaration;
 - (ii) if the Executive Director has approved the use of a unique digital identifier for this purpose, the manufacturer shall include in the statement a declaration digitally signed under Government Code 16.5 and Title 2, California Code of Regulations, Division 7, Chapter 10 (beginning with Section 22000); or
 - (iii) the manufacturer shall execute a wet-signed paper declaration, electronically scan and copy the declaration, include the electronic copy of the declaration with the statement filed with the Executive Director, and keep the wet-signed paper declaration and provide it upon request to the Commission; and the Commission shall keep the electronic copy of the declaration.
 - b. If the information is filed by a third party under Section 1606(f), then either:
 - (i) the manufacturer shall file a wet-signed paper declaration with the third party and the third party shall keep the declaration and shall provide it to the Executive Director on request;

- (ii) if the Executive Director has approved the use of a unique digital identifier for this purpose, the manufacturer shall execute a declaration digitally signed under Government Code 16.5 and Title 2, California Code of Regulations, Division 7, Chapter 10 (beginning with Section 22000), and provide the electronic declaration to the third party; and the third party shall keep a copy of the electronic declaration and shall provide it to the Executive Director on request; or
- (iii) the manufacturer shall execute a wet-signed paper declaration, electronically scan and copy the declaration, include both the wet-signed paper declaration and the electronic copy of the declaration with the electronic information provided to the third party; the third party shall include the electronic copy with information filed with the Executive Director, shall keep an electronic copy, and shall provide the wet-signed paper declaration to the Executive Director upon request; and the Executive Director shall keep a copy of the electronic declaration.

(b) **Review of Statements by the Executive Director.**

In this subsection, "manufacturer" also includes a third party filing a statement under Section 1606(f).

- (1) **Determination.** The Executive Director shall determine whether a statement is complete, accurate, and in compliance with all applicable provisions of this Article, and whether the appliance for which the statement was submitted complies with all applicable standards in Sections 1605.1, 1605.2, and 1605.3.
- (2) **Informing Manufacturer of Determination.**
 - (A) The Executive Director shall inform the manufacturer of the determination within these time limits:
 - if the statement was filed electronically, within 14 calendar days after receipt by the Executive Director;
 - if the statement was filed on paper, within 21 calendar days after receipt by the Executive Director.
 - (B) The Executive Director's determination shall be sent to the manufacturer electronically if the statement was filed electronically and either electronically or on paper if the statement was filed on paper.
- (3) **Nature of Determination.**
 - (A) **Statement is Incomplete.** If the Executive Director determines that a statement is not complete, or that the statement does not contain enough information to determine whether it is accurate or whether the appliance

complies with an applicable standard, the Executive Director shall return the statement to the manufacturer with an explanation of its defects and a request for any necessary additional information. The manufacturer shall refile the statement with all information requested by the Executive Director and with any other information it wants to file. The Executive Director shall review the refiled statement according to the time limits in Section 1606(b)(2).

- (B) **Statement is Inaccurate or Appliance Does Not Comply.** If the Executive Director determines that the statement is inaccurate or that the appliance does not comply with an applicable standard, the Executive Director shall reject the statement and return it to the manufacturer with an explanation of its defects. The manufacturer may submit a revised statement for the appliance at any time.
- (C) **Statement is Complete and Accurate and Appliance Complies.** If the Executive Director determines that the statement is complete and accurate and that the appliance complies with all applicable standards, the Executive Director shall immediately include the appliance in the database and shall so inform the manufacturer. (Section 1608(a) states that no appliance within the scope of these regulations may be sold or offered for sale in California unless the appliance is in the database.)

(c) **Database of Appliance Models.**

- (1) **Creation of Database.** The Executive Director shall maintain a database. The database shall consist of two parts:
 - (A) “Active Database.” The active database shall contain, at least, information on all appliances that are currently in production, for which complete and accurate statements have been received pursuant to Section 1606(a), and that have not been removed from the database pursuant to Sections 1606(d)-(h), or 1608(b)-(e).

If basic models are certified using an alternate test procedure established pursuant to Section 1603(c)(1) or for which the Executive Director has made a specification under either Section 1603(c)(2)(A) or Section 1603(c)(2)(B), the Active Database shall contain a second section which shall contain only those basic models for which certification to an applicable alternate test procedure is made.
 - (B) “Historical Database.” The historical database shall contain, at least, information on all appliances that:
 - (1) are no longer in production, for which complete and accurate statements have been received pursuant to Section 1606(a) or
 - (2) have been removed from the active database pursuant to Sections 1606(d)-(h), Section 1608(b), or 1608(c).
- (2) **Status of Database.** The database is the directory published by the Commission within the meaning of Title 24, California Code of Regulations, Part 6, Subchapter 1, Section 100(g). The database in existence on the effective date of this paragraph is

the directory referred to in this paragraph, until that existing database is modified by the Executive Director pursuant to this Article.

- (3) **Confirmation of Database Listings.** The Executive Director may, by writing to the most recent address filed pursuant to Section 1606(a)(2)(B), request each manufacturer of an appliance listed in the database to confirm the validity, or to correct in compliance with this Article, all of the information in each of its database listings, including but not limited to the appliance's compliance with any applicable standard adopted since the most recent filing by the manufacturer. If, within 30 days after the mailing, there is any appliance for which the Executive Director has not received a reply from the manufacturer that confirms the validity of, or corrects, all of the information in the database listing, the Executive Director shall write via certified mail (registered mail to non-U.S. destinations), to the same address. If within 30 days of the latter mailing there is no such reply, the appliance shall be removed from the Active Database and moved into the Historical Database, and it may be presumed that the appliance is no longer in production.

(d) **Assessment of Completeness, Accuracy, and Compliance of Manufacturer Statements.**

Notwithstanding any other provision of these regulations, the Executive Director may at any time challenge the completeness, accuracy, and compliance with the requirements of this Article, of any statement or confirmation filed pursuant to this Section. If the statement is incomplete or inaccurate, or if the Executive Director determines that the statement otherwise fails to comply with any of the requirements of this Article (including but not limited to non-compliance with standards currently in effect, but not in effect when the statement was filed), then he or she shall, ten working days after providing written notice by certified mail (registered mail to non-U.S. destinations) to the person designated in Section 1606(a)(2)(B), remove the appliance from the database described in Section 1606(c).

(e) **Modified and Discontinued Appliances.**

- (1) If any of the characteristics listed in Table V are changed, the manufacturer shall file a statement containing only the identifiers and the modified information for all the characteristics that have been changed for the appliance. Upon receipt of such a statement, the Executive Director shall review the statement under Section 1606(b). If the statement is complete, accurate, in compliance with all applicable standards, the Executive Director shall modify the database accordingly.
- (2) After any appliance has ceased being sold or offered for sale in California the manufacturer shall file a statement so stating and only containing the identifiers shown in Table V for the appliance. Upon receipt of such a statement, the Executive Director shall review the statement under Section 1606(b). If the statement is complete, accurate, and in compliance with all applicable provisions of this Article, the Executive Director shall move the appliance from the Active Database to the Historical Database.

(f) **Filing by Third Parties.**

- (1) A third party may file on behalf of a manufacturer the information required by Sections 1606(a)(2), 1606(a)(3), 1606(a)(4), 1606(c)(3), or 1606(e) if:
- (A) before or with its first submittal, and at least annually thereafter, the third party submits to the Executive Director, under penalty of perjury, persuasive evidence that:
1. the third party has read and understood all the provisions of this Article, of federal law, and of all other documents applicable to each appliance category in Subsections (a) – (u) of Section 1601 for which the third party will file information; and
 2. the third party is financially and technically capable of complying with the applicable provisions of this Article;
- (B) the manufacturer submits to the third party:
1. the information that is required;
 2. a declaration under penalty of perjury, and where applicable pursuant to Section 1606(a)(4)(B),
 - a. that the information is true, complete, accurate, and in compliance with all applicable provisions of this Article, and,
 - b. for appliances for which there is an energy efficiency, energy consumption, energy design, water consumption, water efficiency, or water design standard in Section 1605.1, 1605.2, or 1605.3, that the model complies with the applicable standards; and
 3. an authorization, filed with both the third party and the Commission, for the third party to submit the information to the Commission on behalf of the manufacturer.
- (C) the third party submits to the Executive Director, in compliance with the requirements of this Article applicable to manufacturer-filed submittals:
1. the information that is required; and
 2. a declaration under penalty of perjury, and where applicable pursuant to Section 1606(a)(4)(B), that:
 - a. to the best of the third party's knowledge and belief, the information submitted to the Commission is the same as the information submitted by the manufacturer to the third party; the information is true, complete, accurate, and in compliance with all applicable provisions of this Article; and, for appliances for which there is an energy efficiency, energy design, water consumption, or water

efficiency standard in Section 1605.1, 1605.2, or 1605.3, the appliance complies with the applicable standards; and

- b. the requirements of Sections 1606(f)(1) are met;
- (D) the third party has an agreement with the manufacturer that allows the third party to challenge the truth, accuracy, and completeness of information submitted by the manufacturer to the third party, and to refuse to submit to the Commission information that the third party believes is not truthful, accurate, or complete; and
 - (E) the third party provides, upon ten days' written notice from the Executive Director, all information provided by the manufacturer and all information relating to any challenges pursuant to Section 1606(f)(1)(D).
 - (F) This paragraph (F) applies only to the situation in which one manufacturer (designated Manufacturer A here) manufactures an appliance, and another manufacturer (designated Manufacturer B here) wants to be designated as the manufacturer pursuant to Section 1606(a)(2)(A), the first line of Table V, and Section 1607(b)(1). In that situation, Manufacturer A may file as a third party on behalf of Manufacturer B, if:
 - 1. there is compliance with all of the requirements of paragraphs (A)-(E) of Section 1606(f)(1);
 - 2. the names, addresses, telephone numbers, and e-mail addresses of each manufacturer are included in the filing;
 - 3. the filing indicates which manufacturer is acting as Manufacturer A and which manufacturer is acting as Manufacturer B; and
 - 4. within the 12 months before the filing, both manufacturers have jointly submitted to the Commission a statement that both want to make filings pursuant to this paragraph (F).
- (2) Whether a manufacturer files information required by this Section by itself or via a third party, the manufacturer remains responsible for the truth, accuracy, completeness, and timeliness of all required filings.
 - (3) At any time the Executive Director may forbid a third party from making filings for a specified time, allow reinstatement subject to appropriate conditions, and remove affected appliances from the database, if he or she finds that there is noncompliance with an applicable provision of this Article.
 - (4) If the Executive Director has suspended or revoked the approval of a trade association directory under Section 1606(h)(2)(B), that trade association is prohibited from being approved as a third party until it has obtained re-approval under Section 1606(h)(2)(B).

- (5) The provisions of this Article are applicable to all submittals and filings, whether made by a manufacturer directly or by a third party on behalf of a manufacturer.

(g) Electronic Filing.

- (1) Unless otherwise stated in this Article, the statements and other submittals required or allowed by this Article shall be filed electronically by all third parties acting under Section 1606(f) so that:
- (A) the electronic filing uses a format and characteristics, including without limitation appropriate formatting, that are specified by the Executive Director, and includes a declaration that complies with Section 1606(a)(4);
 - (B) within three days of the electronic filing being made, an exact paper copy of all declarations required by Sections 1606(a)(4) or 1606(f)(1)(C)(2) is executed by a person authorized under the appropriate section to execute it;
 - (C) for two years from the date of filing the person making the filing keeps the exact paper copies required by paragraph (B) immediately above and provides those copies to the Executive Director upon 10 days' written request.
- (2) Any electronic filing constitutes a representation by the person making the filing that:
- (A) all applicable requirements of this Article have been met;
 - (B) the person will electronically acknowledge receipt of all electronic communications concerning the filing from the Executive Director to the person;
 - (C) all electronic communications concerning the filing from the Executive Director to the person shall be deemed received by the person upon notification to the Executive Director, by the computer from which the Executive Director communication has been sent, that the communication has been sent; and
 - (D) all electronic communications concerning the filing from the person to the Executive Director shall be deemed received by the Executive Director only upon actual receipt.
- (3) At any time the Executive Director may forbid electronic filings by any person, or generically, and may remove affected appliance models from the database, if he or she finds that an applicable requirement of this Article is not being met.

(h) Trade Association Directories.

- (1) A paper or electronic directory, or a part thereof, published by an appliance trade association may be used for any purpose that the database established pursuant to Section 1606(c) is used for, if the Executive Director approves the directory, or part thereof, by determining and confirming that:

- (A) the trade association is an approved industry certification program for each appliance listed in the directory;
- (B) all of the applicable requirements of Section 1606(f) for third party submittals are met for the directory;
- (C) the entity submits to the Executive Director:
 - 1. all of the information in the directory, within three working days of the approval of the directory;
 - 2. all of the information in the directory that has changed since the previous submittal, at the end of each month during which there has been any change;
 - 3. a declaration, signed under penalty of perjury of the laws of California, that to the best of the trade association's knowledge and belief:
 - a. the information in the directory is the same as the information submitted by manufacturers to the trade association;
 - b. the information is true, complete, accurate, and in compliance with all applicable provisions of this Article;
 - c. each appliance complies with the applicable standards in Section 1605.1; and
 - d. for any appliance for which there is a standard in Section 1605.3, that the appliance meets all applicable standards unless the directory states, in a format approved by the Executive Director (including without limitation font, type size, and placement in the directory), that it is illegal in California to sell the appliance or offer it for sale.
- (D) for each appliance that is listed in a trade association directory, the directory includes all of the following information, where applicable to the appliance:
 - manufacturer
 - brand
 - model number as it appears on the appliance
 - type
 - fuel type
 - voltage
 - electrical phase
 - capacity or other size measurement
 - input
 - output
 - standby consumption, loss, or other similar measurement; and

energy efficiency, energy consumption, water efficiency, or water consumption;

- (E) the directory contains no appliance in the following categories:
1. an appliance that fails to meet an applicable energy efficiency, energy consumption, energy design, water efficiency, or water consumption standard established in or pursuant to NAECA or EPart;
 2. an appliance for which the manufacturer has stated or certified that the appliance meets an energy efficiency, energy consumption, energy design, water efficiency, or water consumption standard not applicable to it; or
 3. an appliance that does not, or an appliance whose manufacturer does not, meet an applicable requirement of this Article, unless the directory states, in a format approved by the Executive Director (including without limitation font, type size, and placement in the directory), that it is illegal in California to sell the appliance or offer it for sale; and
- (F) each paper or electronic directory contains the following statement, in at least 20 point bolded type and on the front cover or first page, or in another format and with other characteristics as specified by the Executive Director:
- “This directory [insert parts if appropriate] has been approved by the California Energy Commission (Commission) for determining compliance with its appliance efficiency regulations (Title 20, California Code of Regulations, Sections 1601-1608) and its building standards (Title 24, California Code of Regulations, Part 6). UNLESS INDICATED OTHERWISE, any appliance listed in this directory [insert parts if appropriate] may be sold, offered for sale, or installed in new construction in California. For appliances manufactured by manufacturers participating in this directory, but who have not given authorization for data submittal to the Commission, this directory cannot be used for determining compliance. For information about such appliances, appliances that are beyond the scope of this directory, or appliances produced by manufacturers who do not participate in this directory, please contact the Commission’s Building Standards Hotline at 916-654-5106, 800-772-3300 (in California only), or <Title24@energy.state.ca.us>. Manufacturers not granting authorization for data submittal to the Commission as of the publication date of this directory include [list all affected manufacturers]”; and
- (G) at the end of each calendar quarter, the trade association provides, at no cost to recipients, an electronic copy of the current directory or supplement or part thereof to the Executive Director and to all California building officials as specified by the Executive Director, and provides to the Executive Director a list of the building officials to whom the directory or supplement was sent.
- (2) If the Executive Director at any time determines that an approved trade association directory does not comply with an applicable provision of this Article, or that any

information in a trade association directory is substantially incomplete, inaccurate, or not in compliance with an applicable provision of this Article, then:

- (A) upon written notice from the Executive Director the trade association shall immediately indicate in the directory, in a format approved by the Executive Director (including without limitation font, type size, and placement in the directory), that it is illegal in California to sell the appliance. In addition, the Executive Director shall remove the appliance from the Commission's database established under Section 1606(c) or indicate in the database that the appliance cannot legally be sold or offered for sale in California. The appliance shall be removed from, or indicated in, the Commission's database and the trade association directory, for at least sixty days, until the end of a proceeding held to consider the matter pursuant to Sections 11445.10-11445.60 of the California Government Code (or, at the third party or affected manufacturer's option, pursuant to Sections 11425.10-11425.60 of the California Government Code); and
 - (B) the Executive Director may suspend or revoke the approval of the trade association directory; if approval is revoked, the trade association may not seek re-approval for two years after the revocation.
- (3) If the Executive Director takes action under Sections 1606(b)(3)(A) or (B), or 1608(c), (d), or (e), he or she shall direct that all trade association directories be modified accordingly.
- (4) There may be more than one third-party directory for the same appliance.

(i) **Retention of Records**

Manufacturers, and third parties or trade associations acting under Sections 1606(a), 1606(f), and 1606(g), shall retain all data, forms, information, and all other records required by this Article concerning each appliance:

- (1) for at least 2 years after the manufacturer informs the Executive Director, in writing, of the cessation of production of the appliance; and
- (2) in a manner allowing ready access by the Executive Director on request.

The Executive Director shall retain all data, forms, information, and all other records required by this Article concerning each appliance for at least 10 years after the record is initially filed or reconfirmed.

NOTE: Authority cited: Sections 25213, 25218(e), 25402(a)-(c), and 25960, Public Resources Code.

Reference: Sections 25216.5(d), 25402(a)-(c), and 25960, Public Resources Code.

Section 1607. Marking of Appliances.**(a) Scope of this Section.**

Every unit of every appliance within the scope of Section 1601 shall comply with the applicable provisions of this Section. The effective dates of this section shall be the same as the effective dates shown in Section 1605.1, 1605.2 or 1605.3 for appliances for which there is an energy efficiency, energy consumption, energy design, water efficiency, water consumption, or water design standard in Section 1605.1, 1605.2, or 1605.3. For appliances with no energy efficiency, energy consumption, energy design, water efficiency, water consumption, or water design standard in Section 1605.1, 1605.2, or 1605.3, the effective date of this section shall be January 1, 2006.

(b) Name, Model Number, and Date.

Except as provided in Subsection (c), the following information shall be permanently, legibly, and conspicuously displayed on an accessible place on each unit:

- (1) manufacturer's name or brand name or trademark (which shall be either the name, brand, or trademark of the listed manufacturer specified pursuant to Section 1606(a)(2)(A) or, if applicable, the designated manufacturer specified pursuant to Section 1606(f)(1)(F));
- (2) model number; and
- (3) date of manufacture, indicating (i) year and (ii) month or smaller (e.g. week) increment. If the date is in a code that is not readily understandable to the layperson, the manufacturer shall immediately, on request, provide the code to the Energy Commission.

(c) Exceptions to Subsection (b).

- (1) For plumbing fixtures and plumbing fittings, the information required by subsection (b) shall be permanently, legibly, and conspicuously displayed on an accessible place on each unit or on the unit's packaging.
- (2) For lamps, the information required by subsection (b) shall be permanently, legibly, and conspicuously displayed on an accessible place on each unit, on the unit's packaging, or, where the unit is contained in a group of several units in a single package, on the packaging of the group.
- (3) For fluorescent lamp ballasts, the date of manufacture information required by section 1607(b)(3) shall indicate (i) year and (ii) three-month or smaller increment. If the date is in a code that is not readily understandable to the layperson, the manufacturer shall immediately, on request, provide the code to the Energy Commission.

(d) **Energy Performance Information.**

(1) **Federally-Regulated Consumer Products.**

The marking required by 16 CFR Part 305 (2005) shall be displayed on all units of all federally-regulated consumer products of the following classes:

- Refrigerators
- Refrigerator-freezers
- Freezers
- Central air conditioners
- Heat pumps
- Dishwashers
- Water heaters
- Room air conditioners
- Warm air furnaces
- Pool heaters
- Clothes washers
- Clothes dryers
- Fluorescent lamp ballasts
- Showerheads
- Faucets
- Water closets
- Urinals
- General service fluorescent lamps
- Incandescent reflector lamps
- Direct heating equipment
- Medium-base compact fluorescent lamps
- Cooking equipment (kitchen ranges and ovens).

- (2) **Federally-Regulated Commercial and Industrial Equipment:** Each unit of an appliance listed in Table W that is federally-regulated commercial and industrial equipment shall be marked, permanently and legibly on an accessible and conspicuous place on the unit, with the applicable energy performance information shown in Table W, and such information shall also be included on all printed material that is displayed or distributed at the point of sale.

Table W
Requirements for Marking of Federally-Regulated Commercial and Industrial Equipment

<i>Class</i>	<i>Energy Performance Information</i>
Split system central air conditioners (on printed material only)	Cooling capacity, SEER, EER
Single package central air conditioners	Cooling capacity, SEER, EER
Split system heat pumps (on printed material only)	Cooling capacity, heating capacity, SEER, EER, HSPF, COP
Single package heat pumps	Cooling capacity, heating capacity, SEER, EER, HSPF, COP
Package terminal air conditioners	Cooling capacity, EER
Package terminal heat pumps	Cooling capacity, heating capacity, EER, COP
Warm air furnaces	Input rating, thermal efficiency
Packaged boilers	Input rating, thermal efficiency, combustion efficiency
Water heaters	Input rating, rated storage volume, measured storage volume, thermal efficiency, standby loss (%/hr), standby loss (Btu/hr)
Hot water supply boilers	Rated input, rated storage volume, measured storage volume, thermal efficiency, standby loss

- (3) **Air Conditioners, Heat Pumps, Furnaces, Boilers, and Water Heaters.** Each unit of air conditioners, heat pumps, furnaces, boilers, and water heaters that are not subject to NAECA and that comply with the October 29, 2001 provisions in Tables 6.2.1 A through G of ASHRAE/IESNA Standard 90.1-1999 shall be marked, permanently and legibly on an accessible and conspicuous place on the unit, with a statement that the equipment complies with the 2001 requirements of ASHRAE Standard 90.1. Each unit of other air conditioners, heat pumps, furnaces, boilers, and water heaters that are not subject to NAECA and that comply with the October 29, 1999 provisions (but not with the October 29, 2001 provisions) in Tables 6.2.1 A through G shall be marked, permanently and legibly on an accessible and conspicuous place on the unit, with a statement that the equipment complies with the 1999 requirements of ASHRAE Standard 90.1.
- (4) **Distribution Transformers.** Each unit of distribution transformers shall comply with the labeling requirements of NEMA Standard TP3-2000.

- (5) **Illuminated Exit Signs.** Each unit of illuminated exit signs meeting the criteria of Section 1605.3(l) that are sold in California (subject to the limitations of Section 1601) shall be marked by the manufacturer with a block E inside a circle; the mark commonly referred to as "Circle E." The size of the mark shall be commensurate with other markings on the sign, but not smaller than 1/4". Signs not meeting 1605.3(l) shall not be so marked.
- (6) **Luminaires.** Each unit of torchieres and each package containing a torchiere shall be marked, permanently and legibly on an accessible and conspicuous place on the unit, in characters no less than 1/8" on the inner surface of the reflector bowl of the torchiere, and 1/4" on the packaging, "LAMPS MUST TOTAL NO MORE THAN 190 WATTS- TORCHIERE IS NON-COMPLIANT IF IT IS ABLE TO DRAW MORE THAN 190 WATTS."
- (7) **Ceiling Fans.** Each package containing a ceiling fan whose diameter exceeds 50 inches shall be marked, permanently and legibly on an accessible and conspicuous place on the unit's packaging, in characters no less than 1/4", the unit's airflow at high, medium, and low speed in CFM, and the unit's air flow efficiency in CFM/Watt at high, medium and low speed.
- (8) **Commercial Pre-Rinse Spray Valves.** Each unit of commercial pre-rinse spray valves shall be marked, permanently and legibly on an accessible and conspicuous place on the unit, in characters no less than 1/8", the flow rate of the unit, in gallons-per minute (gpm) at 60 psi.
- (9) **External Power Supplies.**
- (i) Each power supply shall be marked on its nameplate with the appropriate numeral, specified below, if it meets or exceeds both the no-load and average active mode efficiency requirements associated with that numeral as specified below, at each test voltage and frequency value marked on its nameplate, when tested in accordance with the test method in Section 1604(u)(1).
- a. "III" for those models certified under Section 1606 as complying with the standards effective January 1, 2007 for external power supplies used with laptop computers, mobile phones, printers, print servers, scanners, personal digital assistants (PDAs), and digital cameras. Effective July 1, 2007 for external power supplies used with wireline telephones and all other applications as indicated in Table U-1 of this Article, but not as complying with the standards effective July 1, 2008 in Table U-2 of this Article. For models that are able to operate at both 115 volts/60 Hz and 230 volts/50 Hz, but show compliance only at 115 volts, the Roman numeral "III" marking shall include a reference to "115V", as shown in the following example:
- (III)_{115V}
- b. "IV" for those models certified under Section 1606 as complying with the standards effective July 1, 2008 in Table U-2 of this Article. For models that

are able to operate at both 115 volts/60 Hz and 230 volts/50 Hz, but show compliance only at 115 volts, the Roman numeral “IV” marking shall include a reference to “115V”, as shown in the following example:



- (ii) The mark shall comply with the following:
 - a. **Format.** Roman numeral: III or IV (for models showing compliance only at 115 volts, the Roman numeral marking shall so designate, as referenced in Sections 1607(d)(9)(i)a and 1607(d)(9)(i)b
 - b. **Font.** Preferred Times Roman (or other plain serif fonts).
 - c. **Size.** Legible.
 - d. **Color.** Text to contrast with the nameplate background.
EXCEPTION TO SECTION 1607(d)(9)(ii) d.:
If the marking required by these regulations is molded into the housing of the external power supply, the text need not contrast with the nameplate background.
 - e. **Permanence.** Indelible.
- (10) **Residential Pool Pumps.**
- (i) Each residential pool pump shall be marked, permanently and legibly on an accessible and conspicuous place on the unit, in characters no less than 1/4", the rated horsepower of the pump.
 - (ii) Each residential pool pump motor shall be marked, permanently and legibly on an accessible and conspicuous place on the unit, in characters no less than 1/4", the total horsepower of the motor.

The following standards are incorporated by reference in Section 1607.

Number	Title
FEDERAL MARKING REQUIREMENTS	

CFR, Title 16, Part 305 (2005)

Copies available from:	Superintendent of Documents U.S. Government Printing Office Washington, D.C. 20402 www.access.gpo.gov/nara/cfr
------------------------	--

AMERICAN SOCIETY OF HEATING, REFRIGERATING AND AIR-CONDITIONING ENGINEERS (ASHRAE)

ANSI/ASHRAE 90.1-1999

Energy Standard for Buildings Except Low-Rise Residential Buildings

Copies available from: American Society of Heating, Refrigerating and
Air-Conditioning Engineers
1791 Tullie Circle N.E.
Atlanta, GA 30329
www.ashrae.org
Phone: (800) 527-4723 (U.S./Canada) or (404) 636-8400
FAX: (404) 321-5478

NATIONAL ELECTRIC MANUFACTURERS ASSOCIATION (NEMA)

NEMA TP3-2000 Standard for the Labeling of Distribution Transformer
Efficiency

Copies available from: National Electric Manufacturers Association
1300 N. 17th Street, Suite 1847
Rosslyn, VA 22209
www.nema.org
Phone: (703) 841-3200
FAX: (703) 841-3300

NOTE: Authority cited: Sections 25213, 25218(e), 25402(a)-(c), and 25960, Public Resources
Code.
Reference: Sections 25216.5(d), 25402(a)-(c), and 25960, Public Resources Code.

Section 1608. Compliance, Enforcement, and General Administrative Matters.**(a) General Requirements for the Sale or Installation of All Appliances.**

Any unit of any appliance within the scope of Section 1601 may be sold or offered for sale in California only if:

- (1) the appliance appears in the most recent database established pursuant to Section 1606(c), unless the only reason for the appliance's absence from the database is its failure to comply with an applicable standard in Section 1605.1;
- (2) the manufacturer has:
 - (A) tested the appliance as required by Sections 1603 and 1604;
 - (B) marked the unit as required by Section 1607;
 - (C) for any appliance for which there is an applicable standard in Section 1605.2 or 1605.3, certified under Section 1606(a) that the appliance complies with the standard;
- (3) the unit has the same components, design characteristics, and all other features that affect energy or water consumption or energy or water efficiency, as applicable, as the units that were tested under Sections 1603 and 1604 and for which information was submitted under Section 1606(a); and
- (4) for any appliance for which there is an applicable standard in Section 1605.2 or 1605.3, the unit complies with the standard.

EXCEPTIONS. Subsections 1608 (a)(1) and 1608(a)(2)(c) are not applicable to:

1. non-commercial cooking products until, as determined by the Executive Director, there takes effect a federal standard or a federal reporting requirement for annual cooking energy consumption or for a similar measure of energy performance, and
2. power supplies, and
3. refrigerators without doors and freezers without doors that are not specifically designed for display and sale of bottled or canned beverages, and
4. walk-in refrigerators and walk-in freezers, and
5. low-profile ceiling fans.

(b) **Appliances Not in Database.**

If the Executive Director determines that an appliance that is not in the database is being sold or offered for sale in California, he or she shall take appropriate legal action to restrain and discourage such sale or offering, including, but not limited to testing units of the appliance at the manufacturer's cost and seeking appropriate judicial action.

(c) **All Appliances: Submittal of Reports of Manufacturers' Certification Testing.**

- (1) For any appliance, the Executive Director may at any time request from a manufacturer a copy of the test report that describes the results of the testing that was performed pursuant to Section 1604 and that provides the basis for the information submitted under Section 1606(a)(3)(D). The request shall be sent to the address or e-mail address designated in Section 1606(a)(2)(B). If the appliance is a commercial refrigerator, commercial refrigerator-freezer, commercial freezer, large storage water heater, or plumbing fitting, or if the Executive Director includes with the request information that, in his or her opinion, constitutes substantial evidence that the appliance or the manufacturer is not in compliance with an applicable provision of this Article, or that the energy or water performance of the appliance is not as certified under Section 1606(a)(3)(D) or is not as required by an applicable standard in Section 1605.1, 1605.2, or 1605.3, then the manufacturer shall provide a copy of the applicable test report to the Executive Director within 5 days of the manufacturer's receipt of the request.
- (2) If the Executive Director does not receive the test report within the required time, the Executive Director shall remove the appliance from the database.
- (3) If the test report indicates that the energy or water consumption of the appliance is greater than, or the energy or water efficiency of the appliance is less than, the consumption or efficiency certified by the manufacturer pursuant to Section 1606(a)(3)(D), the Executive Director shall, after providing written notice by certified mail (registered mail to non-U.S. destinations) to the person designated in Section 1606(a)(2)(B), modify the listing of the appliance in the database to reflect accurately the test report.
- (4) If the test report indicates that the appliance model does not comply with an applicable standard in Section 1605.1, 1605.2, or 1605.3, the Executive Director shall, ten days after providing written notice by certified mail (registered mail to non-U.S. destinations) to the person designated in Section 1606(a)(2)(B), remove the model from the database.

(d) **Inspection by the Executive Director of Appliances Subject to Energy Design and Water Design Standards, and Marking Requirements.**

- (1) The Executive Director shall periodically inspect appliances sold or offered for sale in the state, to determine whether they conform with the applicable energy design and water design standards of Sections 1605.1, 1605.2, and 1605.3, and with the applicable marking requirements of Section 1607.
- (2) Inspection of an appliance shall consist of inspection of one unit.
 - (A) If the inspection indicates that the unit complies with the applicable energy or water design standards and marking requirements, the matter shall be closed.
 - (B) If the inspection indicates that the unit does not comply with an applicable energy or water design standard or as applicable marking requirement, the Commission shall undertake a proceeding pursuant to Sections 11445.10-11445.60 of the California Government Code (or, at the manufacturer's option, pursuant to Sections 11425.10-11425.60 of the California Government Code). If the Commission confirms the Executive Director's determination, then he or she shall remove the appliance from the database.

(e) **Executive Director's Enforcement Testing of Appliances Subject to Energy Efficiency, Energy Consumption, Water Efficiency, and Water Consumption Standards.**

The Executive Director shall periodically cause, at laboratories meeting the criteria of Section 1603(a), the testing of appliance units sold or offered for sale in the state, to determine whether the appliances conform with the applicable standards in Sections 1605.1, 1605.2, and 1605.3, and to determine whether their performance is as reported or certified by the manufacturer pursuant to Section 1606(a). Testing shall be performed as follows:

- (1) **Initial Test.** The Executive Director shall perform an initial test on one unit, using the applicable test procedure specified in Section 1604. Upon completion of the initial test, the Executive Director shall make a determination as follows:
 - (A) **Performance Is No Worse Than Required by Standards and Is No Worse Than as Certified by Manufacturer.** If the initial test result indicates that the energy and water consumption of the unit is no greater than, and the energy and water efficiency of the unit is no less than, the consumption or efficiency that is permitted and required by all applicable standards in Section 1605.1, 1605.2, or 1605.3, and that was certified by the manufacturer pursuant to Section 1606(a), the matter shall be closed.
 - (B) **Performance Is Worse Than Required by Standard or Is Worse Than as Certified by Manufacturer.** If the initial test result indicates that the energy or water consumption of the unit is greater, or the energy or water efficiency

of the unit is less, than the consumption or efficiency that is permitted or required by any applicable standard in Section 1605.1, 1605.2, or 1605.3, or that was certified by the manufacturer pursuant to Section 1606(a), the Executive Director shall perform a second test on a second unit, using the applicable test procedure specified in Section 1604.

- (2) **Second Test; Mean of Results.** If a second test is performed, the Executive Director shall calculate the mean of the results of the initial test and the second test. Upon completion of the second test, the Executive Director shall inform the manufacturer of the results and shall make a determination as follows:
- (A) **Performance Is No Worse Than Required by Standards and Is No Worse Than as Certified by Manufacturer.** If the two test results indicate that the mean energy and water consumption of the two units is no greater than, and the mean energy and water efficiency of the two units is no less than, the consumption and efficiency permitted or required by all applicable standards in Section 1605.1, 1605.2, or 1605.3, and that was certified by the manufacturer pursuant to Section 1606(a), the matter shall be closed.
- (B) **Performance is As Required by Standard but is Worse Than as Certified by Manufacturer.** If the two test results indicate that the mean energy or water consumption of the two units is greater than, or the mean energy or water efficiency of the two units is less than, the consumption or efficiency that was certified by the manufacturer pursuant to Section 1606(a), but that the mean result nevertheless complies with all applicable standards in Section 1605.1, 1605.2, or 1605.3, the Commission shall undertake a proceeding pursuant to Sections 11445.10-11445.60 of the California Government Code (or, at the manufacturer's option, pursuant to Sections 11425.10-11425.60 of the California Government Code). If the Commission determines that the two test results indicate that:
- (1) the mean energy or water consumption of the two units is greater than, or the mean energy or water efficiency of the two units is less than, the consumption or efficiency as reported or certified by the manufacturer pursuant to Section 1606(a), and
 - (2) the mean result nevertheless complies with all applicable standards in Section 1605.1, 1605.2, or 1605.3, then the Executive Director shall modify the listing of the appliance in the database to reflect accurately the Commission's determination.
- (C) **Performance is Not As Required by Standard.** If the two test results indicate that the mean energy or water consumption of the two units is greater than, or the mean energy or water efficiency of the two units is less than, any applicable standard in Section 1605.1, 1605.2, or 1605.3, the Commission shall undertake a proceeding pursuant to Sections 11445.10-11445.60 of the California Government Code (or, at the manufacturer's option, Sections

11425.10-11425.60 of the California Government Code). If the Commission determines that the mean energy or water consumption of the two units is greater than, or the mean energy or water efficiency of the two units is less than any applicable standard, the Executive Director shall remove the appliance from the database established pursuant to Section 1606(c).

- (3) **Optional Method of Determining Energy or Water Performance.** If, at any time before a Commission determination under Section 1608(e)(2)(B) or 1608(e)(2)(C), the manufacturer so chooses, instead of using the mean-of-two-units approach set forth in Sections 1608(e)(1) and 1608(e)(2), the Executive Director shall test the appliance using the sampling method set forth in 10 CFR Part 430, Appendix B to Subpart F (2005) or 10 CFR Part 431, Appendix A to Subpart K (2005), and shall make the determinations under Sections 1608(e)(1) and 1608(e)(2) based on those test results. The manufacturer shall pay for all such testing.

(f) **Costs.**

Except as otherwise provided in this Article, all costs of initial tests showing results as described in Section 1608(d)(2)(A) shall be borne by the Commission. All costs of all other tests shall be paid by the manufacturer.

(g) **Federally-Regulated Appliances.**

If:

- (1) the appliance tested is a federally-regulated consumer product or federally-regulated commercial and industrial equipment; and
- (2) either:
 - (A) the test results show that the appliance does not comply with an applicable federal standard or other applicable federal requirement; or
 - (B) the test results are at variance with the results reported by the manufacturer to the U.S. Department of Energy or the U.S. Federal Trade Commission;

then, in addition to taking the applicable actions described in Sections 1608(e)(1) and 1608(e)(2), the Executive Director shall inform the appropriate federal agency.

(h) **Forms and Formats Specified by Executive Director.**

The Executive Director may specify, and require the use of, any particular form or format for the submittal of any data, reports, or other information required by this Article, including but not limited to computer programs or formats.

(i) **Executive Director Determinations.**

Whenever this Article refers to a finding, conclusion, or other determination by the Executive Director, any person seeking such a determination shall submit to the Executive Director a written request. Within 10 days of receipt of a request, the Executive Director shall either find the request is complete and so inform the applicant, or return the request to the applicant with a statement of what additional information is necessary to make it complete. Within 21 days of receipt of a complete request, the Executive Director shall make a determination, which shall be within the discretion of the Executive Director acting on the basis of the entire record, which shall be assembled and made publicly available by the Executive Director. Within 10 days of a determination, whether made in response to a request or made on the Executive Director's own initiative, any affected person, including but not limited to the person, if any, who made a request for the determination, may appeal the determination to the Commission in writing. At the same time that the appeal is filed, the appellant shall file all the evidence the appellant wishes the Commission to consider. The Commission Staff and any affected person shall file all the evidence they wish the Commission to consider within 20 days after the appeal is filed. The Commission shall hear and decide the appeal at the next regularly-scheduled business meeting that is at least 30 days after the appeal is filed. At the hearing the Commission may require the filed evidence to be presented under oath and may allow questions and cross-examination from participants.

The following standards are incorporated by reference in Section 1608.

Number

Title

FEDERAL SAMPLING METHOD

CFR, Title 10, Part 430, Appendix B to Subpart F (2005)

CFR, Title 10, Part 431, Appendix A to Subpart K (2005)

Copies available from:

Superintendent of Documents
U.S. Government Printing Office
Washington, DC 20402
www.access.gpo.gov/nara/cfr

NOTE: Authority cited: Sections 25213, 25218(e), 25402(a)-(c), and 25960, Public Resources Code.

Reference: Sections 25216.5(d), 25402(a)-(c), and 25960, Public Resources Code.