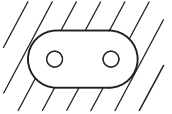







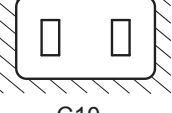

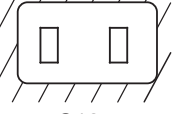

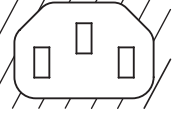
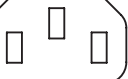




IEC-320-CONNECTOR 圖型對照表

Rated current of Appliance coupler	Class of equipment	Maximum pin temperature of appliance inlet	Appliance coupler		Rewirable construction Allowed	Lightest type allowed	Minimum cross section	Standard chart of IEC publication 83
			Number of standard sheet for					
			Appliance inlet	Connector				
0.2	II	65°C	 C2	 C1	No	227IEC41	-	A 1-15 B 2 C 5
2.5	0	65°C	 C4	 C3	No	227IEC42	0.75	A 1-15 B 2 C 10
2.5	I	65°C	 C6	 C5	No	227IEC52	0.75	A 5-15 B 2 C 2b C 3b C 4
2.5	II	65°C	 C8	 C7	No	224IEC52	0.75	A 1-15 B 2 C 5 C 6
6	II	65°C	 C10	 C9	No	227IEC52	0.75	A 1-15 B 2 C 6
10	0	65°C	 C12	 C11	No	227IEC53 ou/or 245IEC53	0.75	A 1-15 B 2 C 18
10	I	65°C	 C14	 C13	No	227IEC53 ou/or 245IEC53	0.75 3)	A 5-15 B 2 C 2b C 3b C 4



WELL SHIN TECHNOLOGY CO., LTD.

IEC-320-CONNECTOR 圖型對照表

Rated current of Appliance coupler	Class of equipment	Maximum pin temperature of appliance inlet	Appliance coupler		Rewirable construction Allowed	Lightest type allowed	Minimum cross section	Standard chart of IEC publication 83
			Numbewr of standard sheet for					
			Appliance inlet	Connector				
10	I	120°C			Yes	246IEC53 ou/or 245IEC51	0.75 3)	A 5-15 B 2 C 2b C 3b C 4
			C16	C15				
10	II	65°C			No	227IEC53 ou/or 245IEC53	0.75 3)	A 1-15 B 2 C 6
			C18	C17				
16	I	65°C			Yes	227IEC53 ou/or 245IEC53	0.75 3)	A 5-15 B 2 C 2b C 3b C 4
			C20	C19				
16	I	155°C			Yes	245IEC53 ou/or 245IEC51	1 3)	A 5-15 B 2 C 2b C 3b C 4
			C22	C21				
16	II	65°C			No	227IEC53 ou/or 245IEC53	1 3)	A 1-15 B 2 C 6
			C24	C23				