
















Matched D

No.	Picture	MC#	Brilliant#	Spec. of driver
1		72020	80658/20	input:170~250V output:DC3.5~12V DC350mA 4.2W
2		72021	82659/16	input:100~240V output:12V 350mA
3		72022	80660/16	input:220~240V output:9~24V 350mA
4		72024	80661/16	

5		72025	80662/16	input:100~240V output:12V 350mA
6		72025-2	TBA	
7		73024	80667/16	External driver input:110~250V output:DC5V DC2.4A 12W
8		73025	80668/16	
9		73020	80663/16	
10		73021	80664/16	External driver: input:110~250V output:DC12V DC1.25A 15W
11		77001	80669/16	
12		77002	80670/16	

Drivers to LED lights

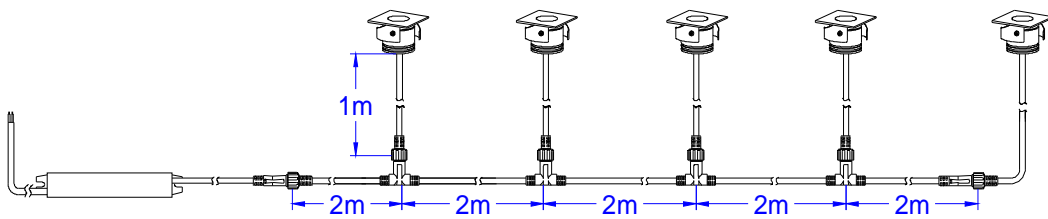
	Remarks	
Built-in driver		
Built-in driver		
Built-in driver		



72024/72025/72025-2 use the same built-in driver



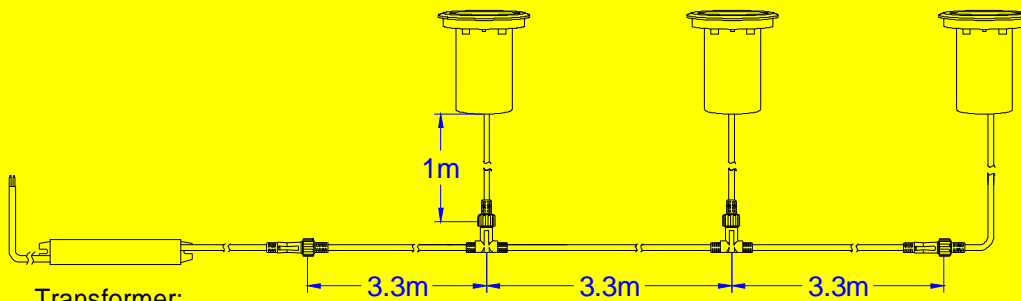
ITEM NO.:73024&73025 SET5



Transformer:
input: 110V~250V 50/60Hz
output: DC5V DC2.4A



ITEM NO.:73020&73021&77001&77002 SET3



Transformer:
input: 110V~250V 50/60Hz
output: DC12V DC1.25A





