
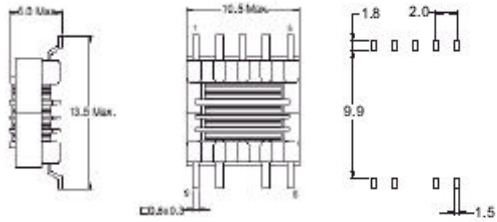


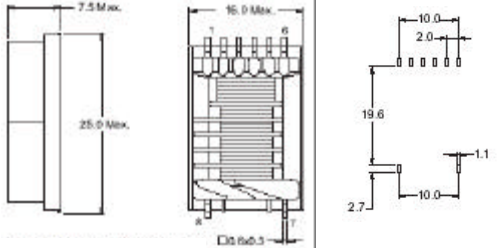


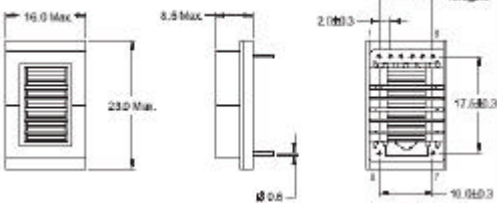


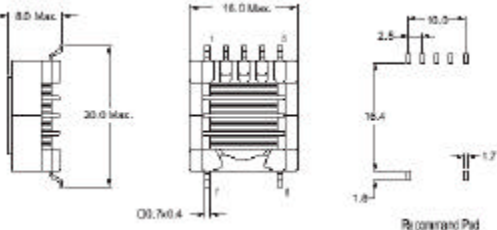


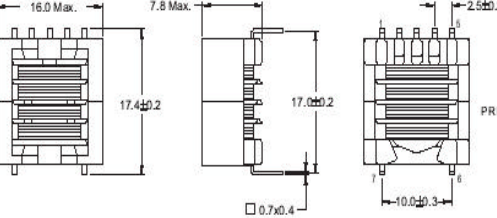


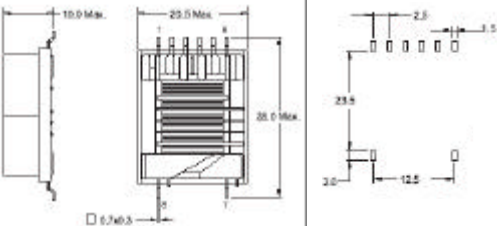



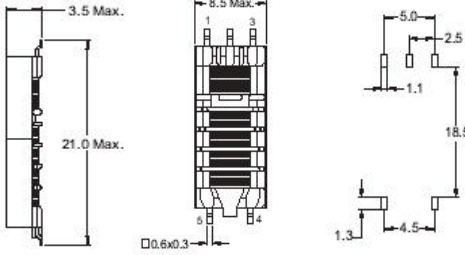


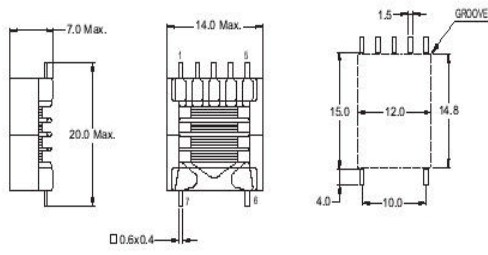


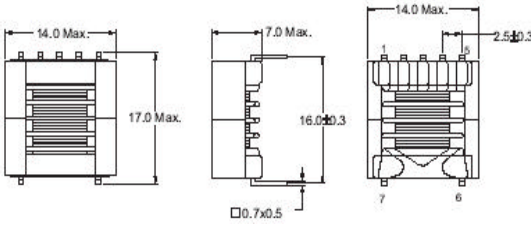


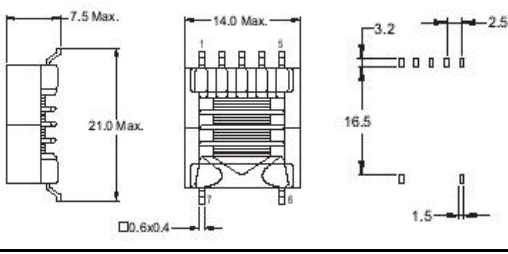





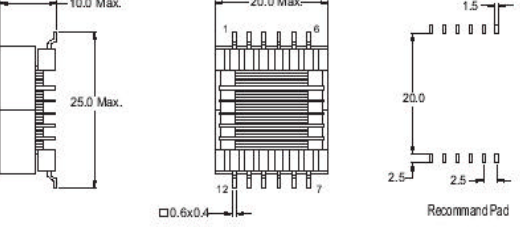




# T-WELL INVERTER TRANSFORMERS

TYPE (型号)	DIMENSION (外形尺寸)	CONSTRUCTION (电气构造)	SPECIFICATIONS (电气参数)
<b>EFD-9.5</b> 			SUITABLE FREQUENCY: MAX. 150kHz MAX LAMP WATTAGE : 3.5W MAX OPEN VOLTAGE : 1500Vrms
<b>EFD14.8A</b> 			SUITABLE FREQUENCY: 30 ~ 80kHz MAX LAMP WATTAGE : 7.0W MAX OPEN VOLTAGE : 1600Vrms
<b>EFD14.8B</b> 			SUITABLE FREQUENCY: 30 ~ 80kHz MAX LAMP WATTAGE : 6.5W MAX OPEN VOLTAGE : 1500Vrms
<b>EFD15A</b> 			SUITABLE FREQUENCY: 30 ~ 80kHz MAX LAMP WATTAGE : 7.0W MAX OPEN VOLTAGE : 1200Vrms
<b>EFD15B</b> 			SUITABLE FREQUENCY: 30 ~ 80kHz MAX LAMP WATTAGE : 7.0W MAX OPEN VOLTAGE : 1200Vrms
<b>EFD-20</b> 			SUITABLE FREQUENCY: 30 ~ 80kHz MAX LAMP WATTAGE : 10.5W MAX OPEN VOLTAGE : 2000Vrms


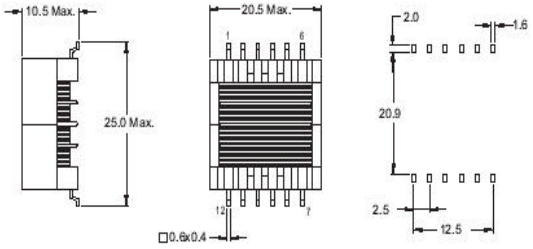
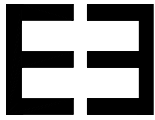

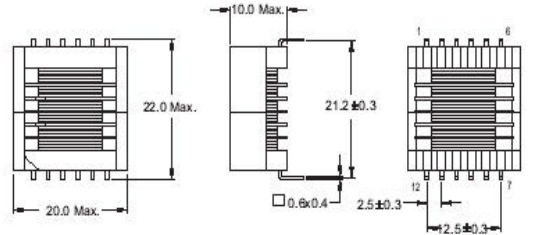


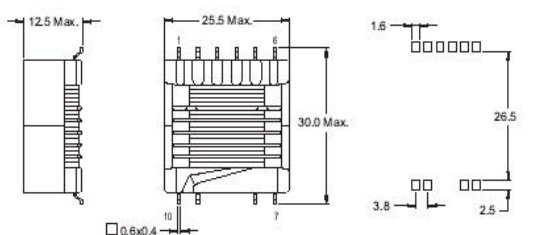


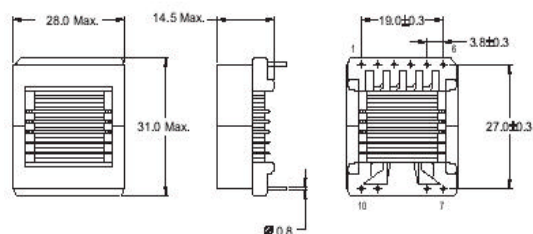




# T-WELL INVERTER TRANSFORMERS

TYPE (型号)	DIMENSION (外形尺寸)	CONSTRUCTION (电气构造)	SPECIFICATIONS (电气参数)
<b>EPC-7.6*17</b> 			SUITABLE FREQUENCY: MAX. 150kHz MAX LAMP WATTAGE : 1.5W MAX OPEN VOLTAGE : 900Vrms
<b>EPC-13A</b> 			SUITABLE FREQUENCY: 30 ~ 80kHz MAX LAMP WATTAGE : 3.0W MAX OPEN VOLTAGE : 1200Vrms
<b>EPC-13B</b> 			SUITABLE FREQUENCY: 30 ~ 80kHz MAX LAMP WATTAGE : 3.0W MAX OPEN VOLTAGE : 1200Vrms
<b>EPC-13C</b> 			SUITABLE FREQUENCY: 30 ~ 80kHz MAX LAMP WATTAGE : 3.0W MAX OPEN VOLTAGE : 1200Vrms
<b>EPC-17</b> 			SUITABLE FREQUENCY: 30 ~ 80kHz MAX LAMP WATTAGE : 8.0W MAX OPEN VOLTAGE : 1800Vrms
<b>EPC-19A</b> 			SUITABLE FREQUENCY: 30 ~ 80kHz MAX LAMP WATTAGE : 12W MAX OPEN VOLTAGE : 1800Vrms


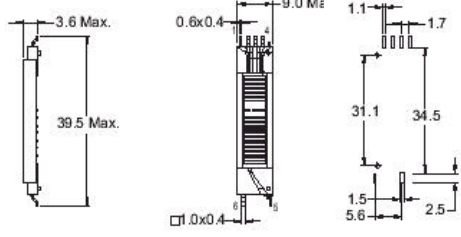


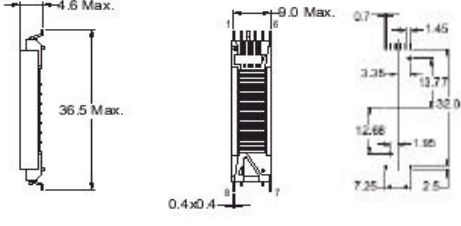


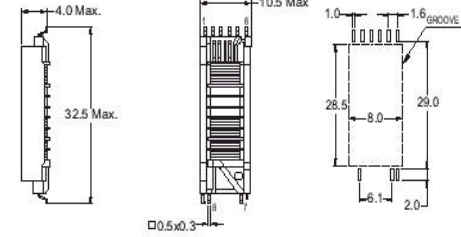


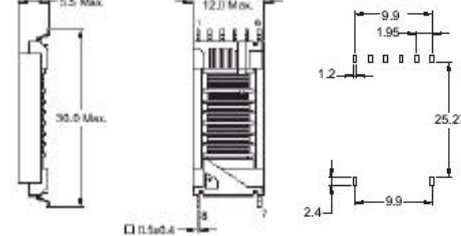


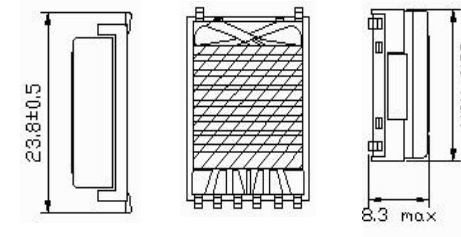




# T-WELL INVERTER TRANSFORMERS

<b>TYPE</b> <b>(型号)</b>	<b>DIMENSION</b> <b>(外形尺寸)</b>	<b>CONSTRUCTION</b> <b>(电气构造)</b>	<b>SPECIFICATIONS</b> <b>(电气参数)</b>
<b>EPC-19B</b> 			SUITABLE FREQUENCY: MAX. 150kHz MAX LAMP WATTAGE : 11.5W MAX OPEN VOLTAGE : 1800Vrms
<b>EPC-19C</b> 			SUITABLE FREQUENCY: 30 ~ 80kHz MAX LAMP WATTAGE : 12W MAX OPEN VOLTAGE : 1800Vrms
<b>EPC-25A</b> 			SUITABLE FREQUENCY: 40 ~ 80kHz MAX LAMP WATTAGE : 15W MAX OPEN VOLTAGE : 1400Vrms
<b>EPC-25B</b> 			SUITABLE FREQUENCY: 30 ~ 80kHz MAX LAMP WATTAGE : 15W MAX OPEN VOLTAGE : 1400Vrms


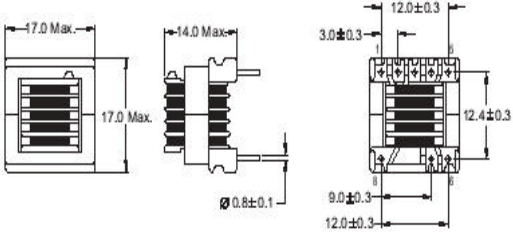


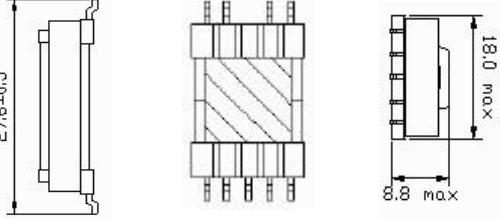


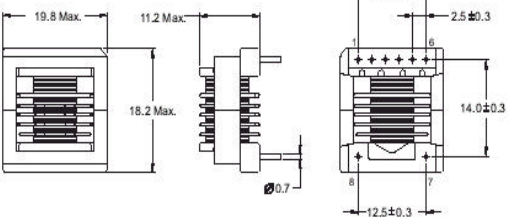


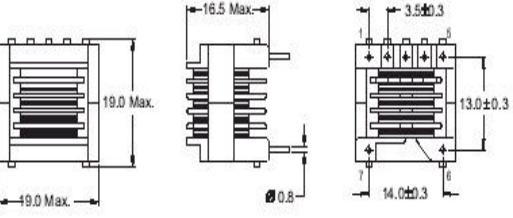


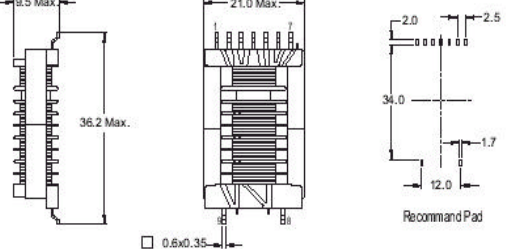
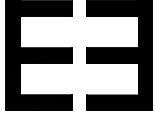

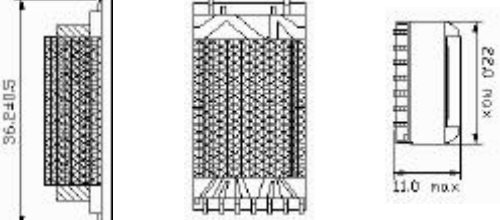




# T-WELL INVERTER TRANSFORMERS

TYPE (型号)	DIMENSION (外形尺寸)	CONSTRUCTION (电气构造)	SPECIFICATIONS (电气参数)
<b>UI-8.3</b> 			SUITABLE FREQUENCY: MAX. 150kHz MAX LAMP WATTAGE : 3.5W MAX OPEN VOLTAGE : 1500Vrms
<b>UI-8.5</b> 			SUITABLE FREQUENCY: MAX. 150kHz MAX LAMP WATTAGE : 4.0W MAX OPEN VOLTAGE : 1500Vrms
<b>UI-9.8</b> 			SUITABLE FREQUENCY: MAX. 150kHz MAX LAMP WATTAGE : 5.0W MAX OPEN VOLTAGE : 1700Vrms
<b>UI-11.7</b> 			SUITABLE FREQUENCY: 30 ~ 150kHz MAX LAMP WATTAGE : 6.0W MAX OPEN VOLTAGE : 1600Vrms
<b>UI-15</b> 			SUITABLE FREQUENCY: MAX. 200kHz MAX LAMP WATTAGE : 8.0W MAX OPEN VOLTAGE : 1800Vrms


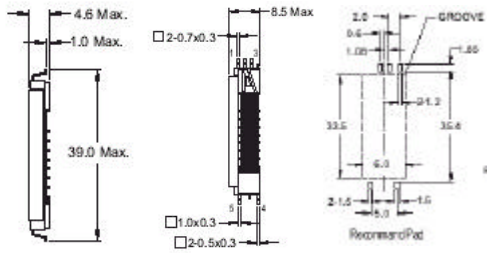


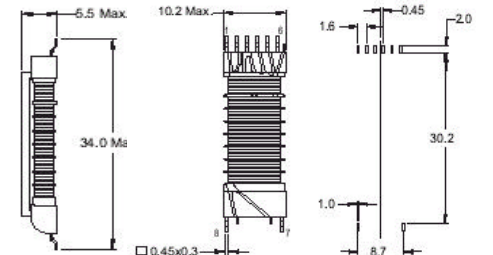


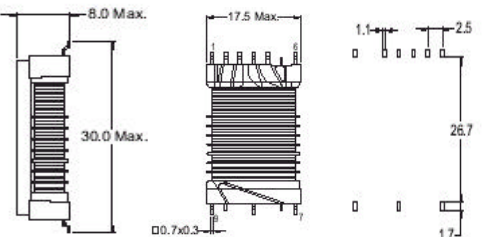



# T-WELL INVERTER TRANSFORMERS

<b>TYPE</b> <b>(型号)</b>	<b>DIMENSION</b> <b>(外形尺寸)</b>	<b>CONSTRUCTION</b> <b>(电气构造)</b>	<b>SPECIFICATIONS</b> <b>(电气参数)</b>
<b>EE-16</b> 			SUITABLE FREQUENCY: 30-80kHz MAX LAMP WATTAGE : 5.5W MAX OPEN VOLTAGE : 1400Vrms
<b>EEL-16</b> 			SUITABLE FREQUENCY: MAX. 200kHz MAX LAMP WATTAGE : 6.0W MAX OPEN VOLTAGE : 1200Vrms
<b>EE-19A</b> 			SUITABLE FREQUENCY: 30 ~ 80kHz MAX LAMP WATTAGE : 10W MAX OPEN VOLTAGE : 1350Vrms
<b>EE-19B</b> 			SUITABLE FREQUENCY: 30 ~ 80kHz MAX LAMP WATTAGE : 8.0W MAX OPEN VOLTAGE : 1300Vrms
<b>EEL-19A</b> 			SUITABLE FREQUENCY: 30 ~ 200kHz MAX LAMP WATTAGE : 13W MAX OPEN VOLTAGE : 2000Vrms
<b>EEL-19B</b> 			SUITABLE FREQUENCY: 30 ~ 80kHz MAX LAMP WATTAGE : 13W MAX OPEN VOLTAGE : 2000Vrms



# T-WELL INVERTER TRANSFORMERS

TYPE (型号)	DIMENSION (外形尺寸)	CONSTRUCTION (电气构造)	SPECIFICATIONS (电气参数)
<b>CI-8.5</b> 			SUITABLE FREQUENCY: 30 ~ 150kHz MAX LAMP WATTAGE : 5.0W MAX OPEN VOLTAGE : 1600Vrms
<b>LL-10</b> 			SUITABLE FREQUENCY: 40 ~ 80kHz MAX LAMP WATTAGE : 6.0W MAX OPEN VOLTAGE : 1800Vrms
<b>LL-17</b> 			SUITABLE FREQUENCY: MAX. 150kHz MAX LAMP WATTAGE : 11W MAX OPEN VOLTAGE : 1800Vrms