

DATA SHEET

EQ20/R
EQ cores and accessories

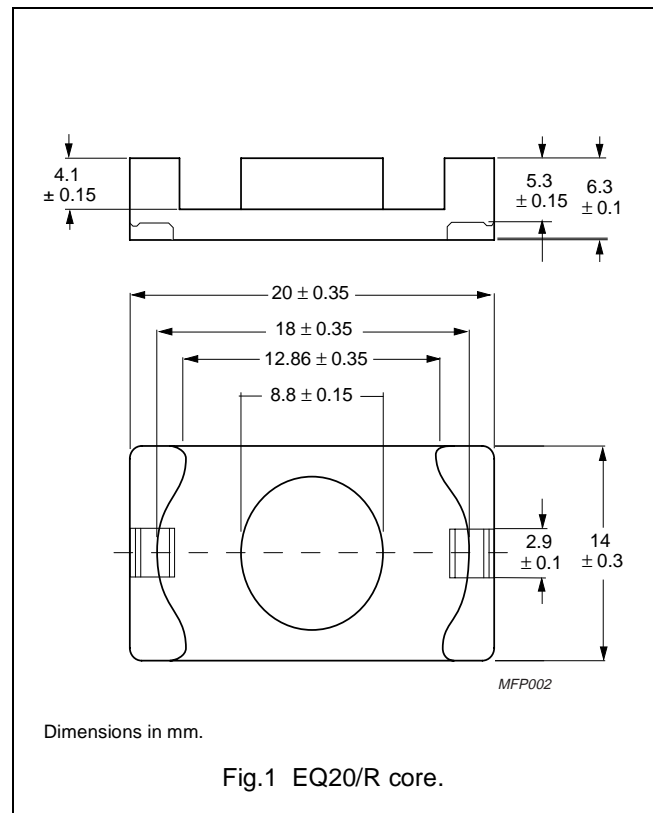
Supersedes data of February 2002

2004 Sep 01

CORES

Effective core parameters of a set of EQ cores

SYMBOL	PARAMETER	VALUE	UNIT
$\Sigma(I/A)$	core factor (C1)	0.563	mm ⁻¹
V_e	effective volume	1960	mm ³
l_e	effective length	33.2	mm
A_e	effective area	59.0	mm ²
A_{min}	minimum area	55.0	mm ²
m	mass of core half	≈ 5.1	g

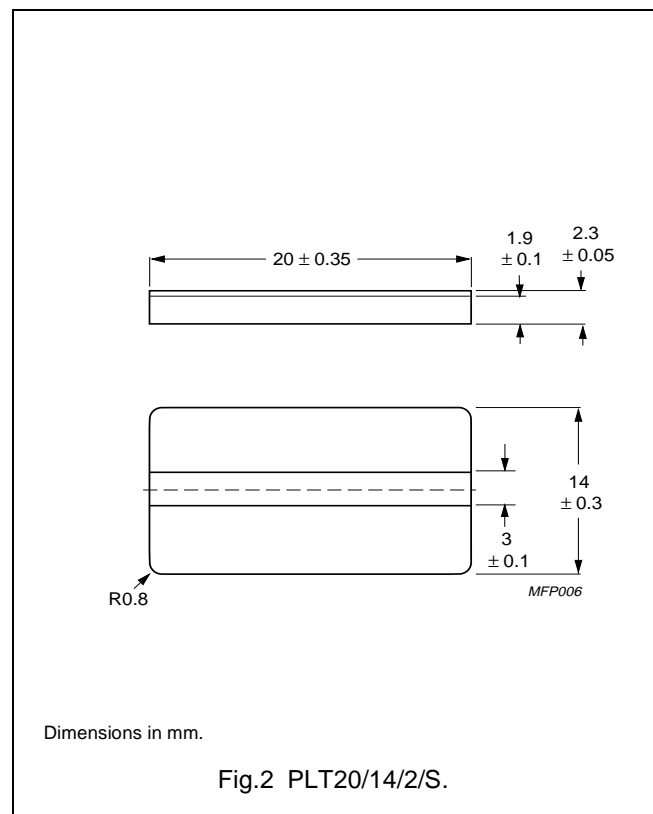


Effective core parameters of an EQ/PLT combination

SYMBOL	PARAMETER	VALUE	UNIT
$\Sigma(I/A)$	core factor (C1)	0.420	mm ⁻¹
V_e	effective volume	1500	mm ³
l_e	effective length	25.1	mm
A_e	effective area	59.8	mm ²
A_{min}	minimum area	55.0	mm ²
m	mass of plate	≈ 3.0	g

Ordering information for plates

GRADE	TYPE NUMBER
3C94	PLT20/14/2/S-3C94
3C96 <small>des</small>	PLT20/14/2/S-3C96
3F35 <small>prot</small>	PLT20/14/2/S-3F35
3F4 <small>des</small>	PLT20/14/2/S-3F4
3F45 <small>prot</small>	PLT20/14/2/S-3F45







EQ cores and accessories

EQ20/R





Core halves for use in combination with an EQ core

A_L measured in combination with a non-gapped core half, clamping force for A_L measurements, 30 ± 10 N.

GRADE	A_L (nH)	μ_e	AIR GAP (μm)	TYPE NUMBER
3C94	$3500 \pm 25 \%$	≈ 1570	≈ 0	EQ20/R-3C94
3C96 	$3150 \pm 25 \%$	≈ 1410	≈ 0	EQ20/R-3C96
3F35 	$2400 \pm 25 \%$	≈ 1075	≈ 0	EQ20/R-3F35
3F4 	$1700 \pm 25 \%$	≈ 762	≈ 0	EQ20/R-3F4
3F45 	$1700 \pm 25 \%$	≈ 762	≈ 0	EQ20/R-3F45

Core halves for use in combination with a plate (PLT)

A_L measured in combination with a plate (PLT), clamping force for A_L measurements, 30 ± 10 N.

GRADE	A_L (nH)	μ_e	AIR GAP (μm)	TYPE NUMBER
3C94	$4750 \pm 25 \%$	≈ 1590	≈ 0	EQ20/R-3C94
3C96 	$4350 \pm 25 \%$	≈ 1450	≈ 0	EQ20/R-3C96
3F35 	$3300 \pm 25 \%$	≈ 1100	≈ 0	EQ20/R-3F35
3F4 	$2200 \pm 25 \%$	≈ 735	≈ 0	EQ20/R-3F4
3F45 	$2200 \pm 25 \%$	≈ 735	≈ 0	EQ20/R-3F45

Properties of core sets under power conditions

CORE COMBINATION	B (mT) at	CORE LOSS (W) at		
	H = 250 A/m; f = 10 kHz; T = 100 °C	f = 100 kHz; B = 100 mT; T = 100 °C	f = 100 kHz; B = 200 mT; T = 100 °C	f = 500 kHz; B = 50 mT; T = 100 °C
EQ+EQ20/R-3C94	≥ 320	≤ 0.17	≤ 1.2	–
EQ+PLT20/S-3C94	≥ 320	≤ 0.13	≤ 0.9	–
EQ+EQ20/R-3C96	≥ 340	≤ 0.13	≤ 0.9	≤ 0.74
EQ+PLT20/S-3C96	≥ 340	≤ 0.091	≤ 0.68	≤ 0.56
EQ+EQ20/R-3F35	≥ 300	–	–	≤ 0.27
EQ+PLT20/S-3F35	≥ 300	–	–	≤ 0.2

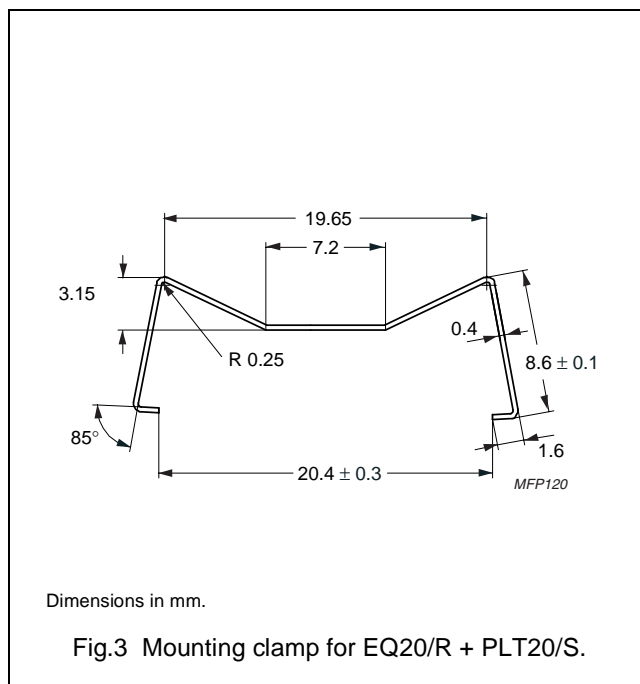
Properties of core sets under power conditions (continued)

CORE COMBINATION	B (mT) at	CORE LOSS (W) at			
	H = 250 A/m; f = 10 kHz; T = 100 °C	f = 500 kHz; B = 100 mT; T = 100 °C	f = 1 MHz; B = 30 mT; T = 100 °C	f = 1 MHz; B = 50 mT; T = 100 °C	f = 3 MHz; B = 10 mT; T = 100 °C
EQ+EQ20/R-3F35	≥ 300	≤ 2.1	–	–	–
EQ+PLT20/S-3F35	≥ 300	≤ 1.6	–	–	–
EQ+EQ20/R-3F4	≥ 300	–	≤ 0.6	–	≤ 0.94
EQ+PLT20/S-3F4	≥ 300	–	≤ 0.45	–	≤ 0.72
EQ+EQ20/R-3F45	≥ 300	–	≤ 0.39	≤ 0.98	≤ 0.69
EQ+PLT20/S-3F45	≥ 300	–	≤ 0.3	≤ 0.75	≤ 0.53

MOUNTING PARTS

General data

ITEM	SPECIFICATION
Clamping force	≈ 30 N
Clamp material	corrosion resisting steel (CrNi)
Type number	CLM-EQ20/PLT20






DATA SHEET STATUS DEFINITIONS

DATA SHEET STATUS	PRODUCT STATUS	DEFINITIONS
Preliminary specification	Development	This data sheet contains preliminary data. Ferroxcube reserves the right to make changes at any time without notice in order to improve design and supply the best possible product.
Product specification	Production	This data sheet contains final specifications. Ferroxcube reserves the right to make changes at any time without notice in order to improve design and supply the best possible product.

DISCLAIMER

Life support applications — These products are not designed for use in life support appliances, devices, or systems where malfunction of these products can reasonably be expected to result in personal injury. Ferroxcube customers using or selling these products for use in such applications do so at their own risk and agree to fully indemnify Ferroxcube for any damages resulting from such application.

PRODUCT STATUS DEFINITIONS

STATUS	INDICATION	DEFINITION
Prototype		These are products that have been made as development samples for the purposes of technical evaluation only. The data for these types is provisional and is subject to change.
Design-in		These products are recommended for new designs.
Preferred		These products are recommended for use in current designs and are available via our sales channels.
Support		These products are not recommended for new designs and may not be available through all of our sales channels. Customers are advised to check for availability.