



Description

The SE9135 is a low dropout current regulator rated for 350mA constant sink current. The constant sink current will ensure that the same amount of power is applied to the power LED and consequently maintain the uniform brightness throughout the possible voltage variations from the power source. The IC also features low quiescent current and is typically at 212uA. This will minimize the power consumption from the IC itself.

The IC has EN function built-in for applications where EN function or Dim function is needed. Please contact us directly if EN function is required.

SE9135 is presently available in low profile SOT-89-3L and TO-252 packages.

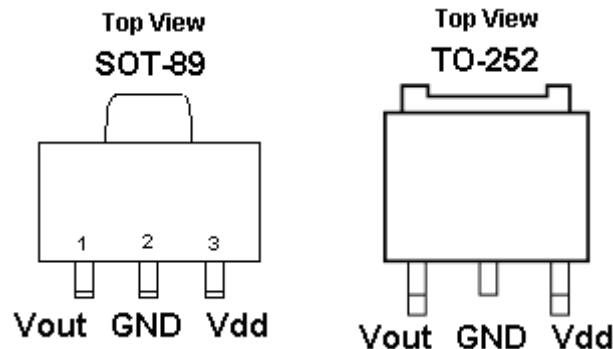
Features

- No external component required.
- Constant 350mA constant sink current.
- Output short / open circuit protection.
- Low dropout voltage.
- Low quiescent current at 212uA typical.
- Build-in thermal protection.
- Supply voltage range 2.7V ~ 6V.
- 2KV HBM ESD protection.
- Advanced CMOS process.
- SOT-89 and TO-252 package.
- EN function is available upon request.

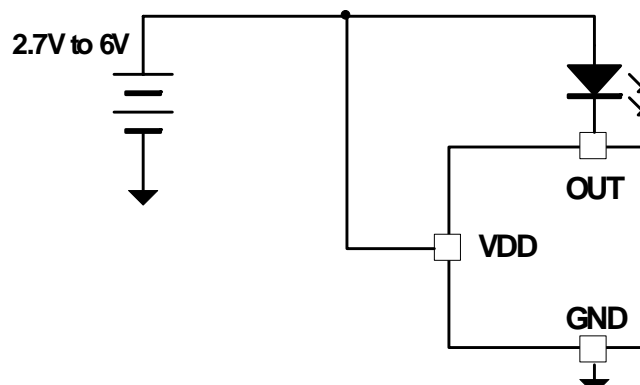
Application

- Power LED Driver.
- LED Flashlight Torch.
- LED Miner's Lamp.
- Lighting.

Pin Configuration



Application Diagram





Absolute Maximum Rating ⁽¹⁾

Parameter	Symbol	Value	Units
Input Voltage	V _{DD}	-0.3~7V	V
Output Voltage	V _{OUT}	-0.3 to 4.6	V
Output Sink Current	I _{OUT}	400	mA
Thermal Resistance, Junction-to-Ambient (SOT89)	Θ _{JA}	180	°C/W
Lead Temperature (Soldering, 5 sec.)		260	°C
Junction Temperature	T _J	0 to +150	°C
Storage Temperature	T _S	-40 to +150	°C

Electrical Characteristics

V_{DD} = 3.7V; No Load; T_J = 25°C; unless otherwise noted

Symbol	Parameter	Conditions	Min	Typ	Max	Unit
	Output Sink Current	V _{OUT} =0.2V	315	350	390	mA
	Load Regulation	V _{OUT} =0.2V to 3V		22		mA/V
	Line Regulation	V _{DD} =3V to 6V , V _{OUT} =0.2V		1.88		mA/V
	Output Dropout Voltage ⁽²⁾	V _{OUTL}		150		mV
	Supply Current Consumption	I _{DD}		212		μA

Note 1: Exceeding the absolute maximum rating may damage the device.

Note 2: Output dropout voltage: 90% x I_{OUT} @ V_{OUT}=200mV

Thermal Considerations

It is important that the thermal limit of the package is not exceeded. The SE9135 has built-in thermal protection. When the thermal limit is exceeded, the IC will enter protection, and V_{OUT} will be pulled to ground.

The power dissipation for a given application can be calculated as following:

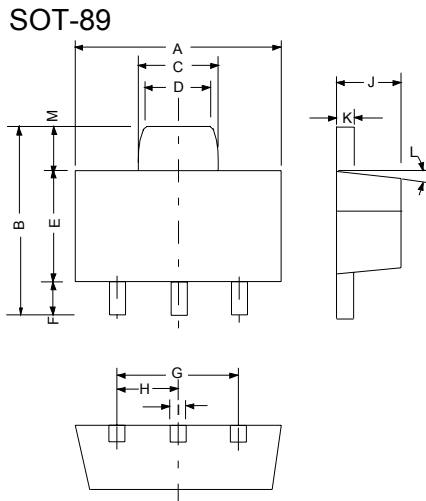
The power dissipation (P_D) is

$$P_D = I_{OUT} * [V_{IN} - V_{OUT}]$$

The thermal limit of the package is then limited to P_{D(MAX)} = [T_J - T_A]/Θ_{JA} where T_J is the junction temperature, T_A is the ambient temperature, and Θ_{JA} is around 180°C/W for SE9135. SE9135 is designed to enter thermal protection at 150°C. For example, if T_A is 25°C then the maximum P_D is limited to about 0.7W. In other words, if I_{OUT(MAX)} = 350mA, then [V_{IN} - V_{OUT}] cannot exceed 2V.

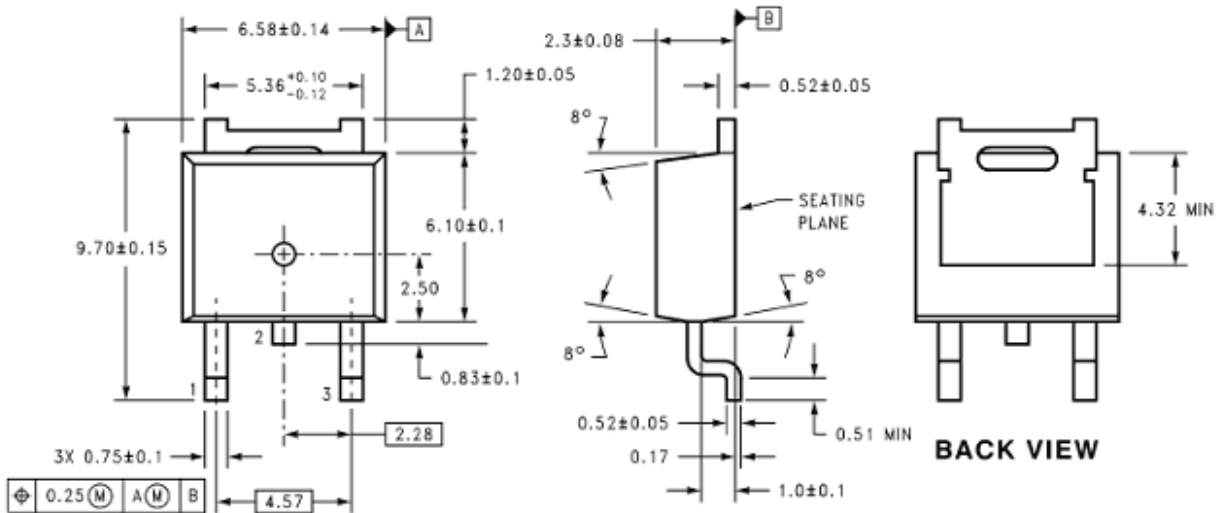


Outline Drawing for SOT-89-3L



DIM ^N	DIMENSIONS			
	INCHES		MM	
	MIN	MAX	MIN	MAX
A	0.173	0.181	4.400	4.600
B	0.159	0.167	4.050	4.250
C	0.067	0.075	1.700	1.900
D	0.051	0.059	1.300	1.500
E	0.094	0.102	2.400	2.600
F	0.035	0.047	0.890	1.200
G	0.118REF		3.00REF	
H	0.059REF		1.50REF	
I	0.016	0.020	0.400	0.520
J	0.055	0.063	1.400	1.600
K	0.014	0.016	0.350	0.410
L	10°TYP		10°TYP	
M	0.028REF		0.70REF	

Outline Drawing for TO252



DIMENSIONS ARE IN MILLIMETERS

3-Lead TO-252 Package



Customer Support

Seaward Electronics Incorporated – China

Section B, 2nd Floor, ShangDi Scientific Office Complex, #22 XinXi Road
Haidian District, Beijing 100085, China
Tel: 86-10-8289-5700/01/05
Fax: 86-10-8289-5706

Seaward Electronics Corporation – Taiwan

2F, #181, Sec. 3, Minguan East Rd,
Taipei, Taiwan R.O.C
Tel: 886-2-2712-0307
Fax: 886-2-2712-0191

Seaward Electronics Incorporated – North America

1512 Centre Pointe Dr.
Milpitas, CA95035, USA
Tel: 1-408-821-6600

Last Updated - 12/4/2008