



MT7201 LED Driver Board

EN55015 Test Report

Test result of conducted disturbances(9KHz-30MHz)	-----	2,3
Test result of radiated electromagnetic disturbances (9KHz-30MHz)	-----	4,5,6
Test result of radiated electromagnetic disturbances (30MHz-300MHz)	-----	7,8

Maxic Technology Corporation (Beijing Office)

Room 911, Building 3, Zi Jin Digital Garden, Hai Dian District, Beijing, China, 100190

Tel: 86-10-62662828

Fax: 86-10-62662951

Web: www.maxictech.com

E-mail: sales@maxictech.com

Maxic Technology Corporation (Shenzhen office)

7K, Block B, Fortune Plaza, Futian District, Shenzhen 518040

Tel:86-755-83021778

Fax: 86-755-83021336



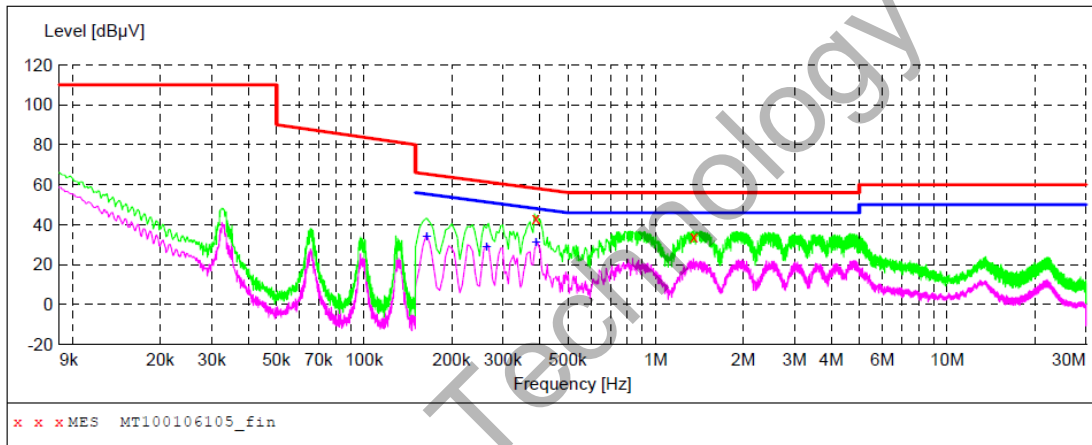
Bontek Compliance Testing Laboratory Ltd

Voltage Mains EN55015

EUT: M/N:MT7201 LED Driver board
 Manufacturer: Maxic Technology Corporation
 Operating Condition: ON
 Test Site: SHIELDED ROOM
 Operator: CHEN
 Test Specification: AC 220V/50Hz +DC 12V Adapter
 Comment: L LINE
 Tem:24 Hum:60%

SCAN TABLE: "Voltage (9K-30M)FIN"

Short Description: 9K-30M Voltage



MEASUREMENT RESULT: "MT100106105_fin"

1/6/2010 16:31

Frequency MHz	Level dBµV	Transd dB	Limit dBµV	Margin dB	Detector	Line	PE
0.388500	43.30	10.7	58	14.8	QP	L1	GND
1.351500	33.70	10.4	56	22.3	QP	L1	GND

MEASUREMENT RESULT: "MT100106105_fin2"

1/6/2010 16:31

Frequency MHz	Level dBµV	Transd dB	Limit dBµV	Margin dB	Detector	Line	PE
0.163500	34.30	11.5	55	21.0	AV	L1	GND
0.262500	29.10	10.9	51	22.3	AV	L1	GND
0.388500	31.20	10.7	48	16.9	AV	L1	GND



Bontek Compliance Testing Laboratory Ltd

Voltage Mains EN55015

EUT: M/N:MT7201 LED driver board

Manufacturer: Maxic Technology Corporation

Operating Condition: ON

Test Site: SHIELDED ROOM

Operator: CHEN

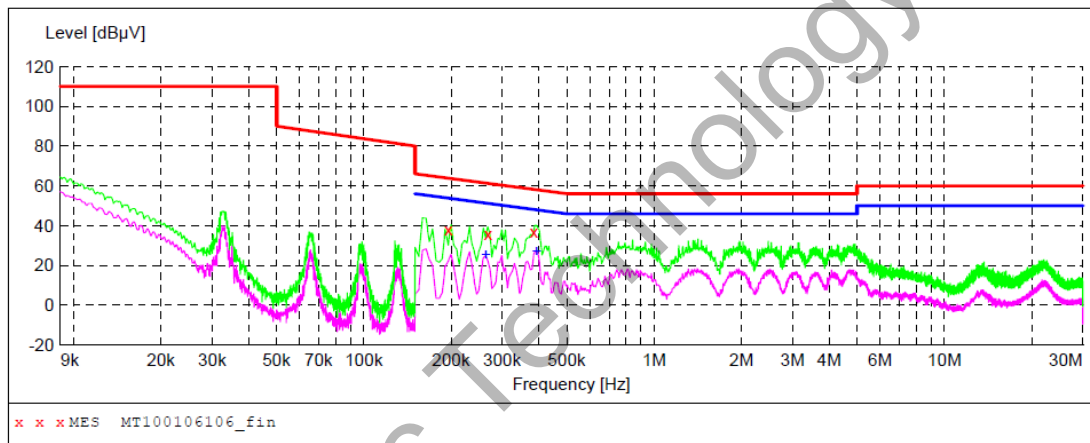
Test Specification: AC 220V/50Hz +DC 12V Adapter

Comment: N LINE

Tem:24 Hum:60%

SCAN TABLE: "Voltage (9K-30M)FIN"

Short Description: 9K-30M Voltage



MEASUREMENT RESULT: "MT100106106_fin"

1/6/2010 16:35

Frequency MHz	Level dBµV	Transd dB	Limit dBµV	Margin dB	Detector	Line	PE
0.195000	38.10	11.1	64	25.7	QP	N	GND
0.267000	35.60	10.9	61	25.6	QP	N	GND
0.384000	36.70	10.7	58	21.5	QP	N	GND

MEASUREMENT RESULT: "MT100106106_fin2"

1/6/2010 16:35

Frequency MHz	Level dBµV	Transd dB	Limit dBµV	Margin dB	Detector	Line	PE
0.262500	25.50	10.9	51	25.9	AV	N	GND
0.393000	27.20	10.7	48	20.8	AV	N	GND



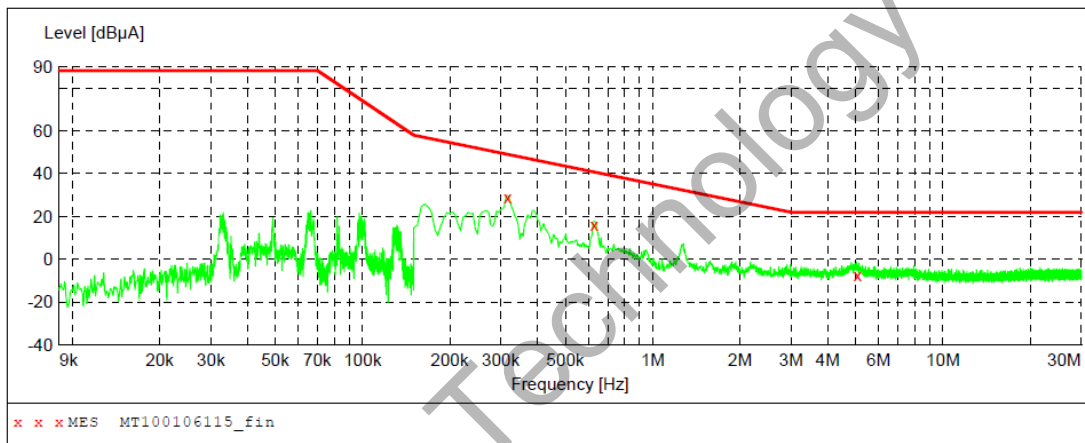
Bontek Compliance Testing Laboratory Ltd

Magnetic TEST EN55015

EUT: M/N:MT7201 LED driver board
 Manufacturer: Maxic Technology Corporation
 Operating Condition: ON
 Test Site: SHIELDED ROOM
 Operator: JIP
 Test Specification: DC 12V
 Comment: X
 Temperature:24 Humiuity:60%

SCAN TABLE: "Magnetic test fin"

Short Description: EN55015 Triple Loop



MEASUREMENT RESULT: "MT100106115_fin"

1/6/2010 17:16

Frequency MHz	Level dBuA	Transd dB	Limit dBuA	Margin dB	Det.	Loop	Azimuth deg
0.316500	28.70	0.0	49	20.3	QP	X	0.00
0.627000	15.90	0.0	41	24.9	QP	X	0.00
5.068500	-7.40	0.0	22	29.4	QP	X	0.00



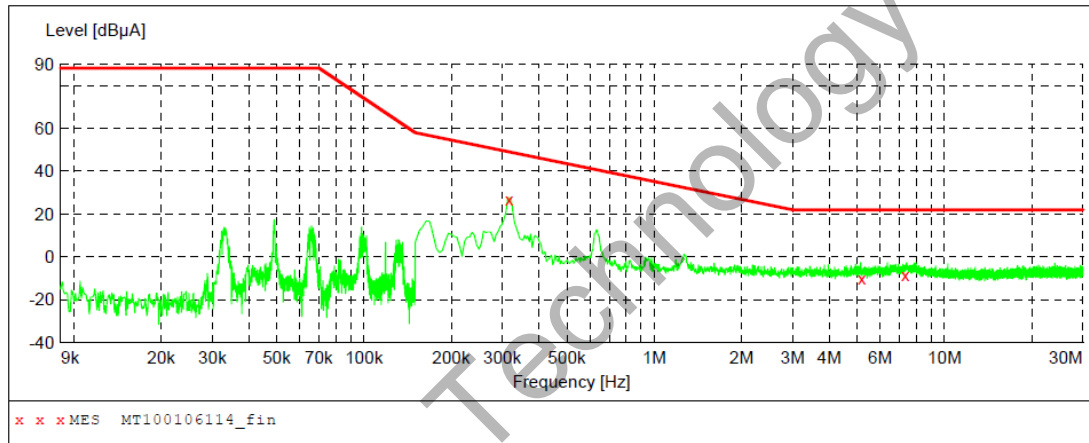
Bontek Compliance Testing Laboratory Ltd

Magnetic TEST EN55015

EUT: M/N:MT7201 LED driver board
 Manufacturer: Maxic Technology Corporation
 Operating Condition: ON
 Test Site: SHIELDED ROOM
 Operator: JIP
 Test Specification: DC 12V
 Comment: Y
 Temperature:24 Humiuity:60%

SCAN TABLE: "Magnetic test fin"

Short Description: EN55015 Triple Loop



MEASUREMENT RESULT: "MT100106114_fin"

1/6/2010 17:13

Frequency MHz	Level dBµA	Transd dB	Limit dBµA	Margin dB	Det.	Loop	Azimuth deg
0.316500	27.00	0.0	49	22.0	QP	Y	0.00
5.185500	-10.10	0.0	22	32.1	QP	Y	0.00
7.323000	-8.30	0.0	22	30.3	QP	Y	0.00



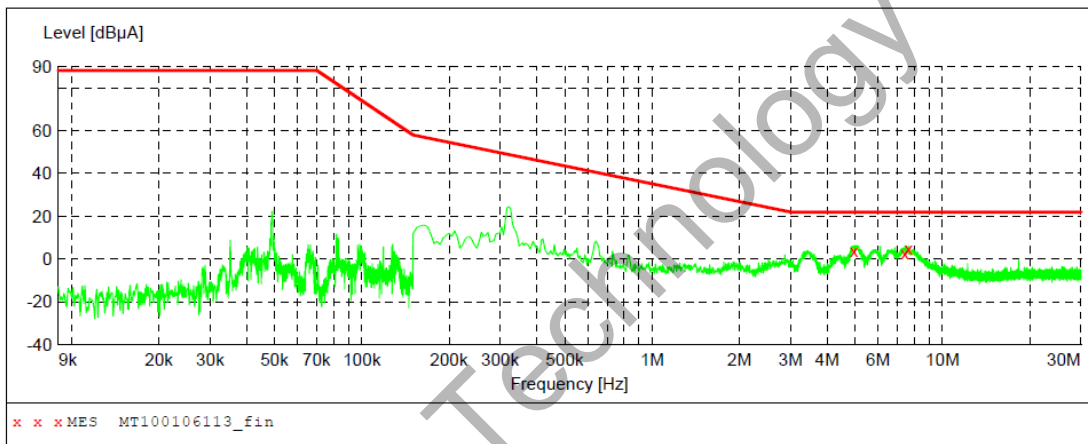
Bontek Compliance Testing Laboratory Ltd

Magnetic TEST EN55015

EUT: M/N:MT7201 LED driver board
 Manufacturer: Maxic Technology Corporation
 Operating Condition: ON
 Test Site: SHIELDED ROOM
 Operator: JIP
 Test Specification: DC 12V
 Comment: Z
 Temperature:24 Humiuity:60%

SCAN TABLE: "Magnetic test fin"

Short Description: EN55015 Triple Loop



MEASUREMENT RESULT: "MT100106113_fin"

1/6/2010 17:09

Frequency MHz	Level dBµA	Transd dB	Limit dBµA	Margin dB	Det.	Loop	Azimuth deg
4.965000	3.50	0.0	22	18.5	QP	Z	0.00
7.404000	2.70	0.0	22	19.3	QP	Z	0.00
7.633500	4.80	0.0	22	17.2	QP	Z	0.00



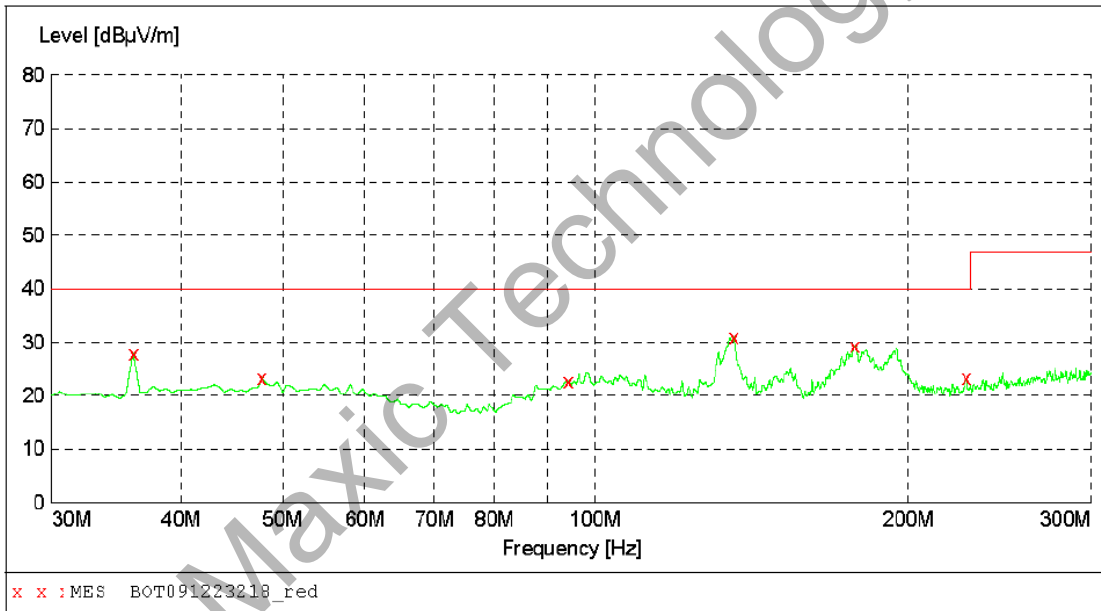
SHENZHEN BONTEK COMPLIANCE TESTING

RADIATED EMISSION EN55015

EUT:MT7201 LED driver bard
 Manufacturer: Maxic Technology Corporation
 Operating Condition: ON
 Test Site: CHAMBER
 Operator: CHEN
 Test Specification: AC12V/60Hz
 Comment: Polarisation:H
 Start of Test: 12/23/2009 / 13:26:45

SWEEP TABLE: "test (30M-300M) "

Short Description:		Field Strength			
Start	Stop	Detector	Meas.	IF	Transducer
Frequency	Frequency		Time	Bandw.	
30.0 MHz	300.0 MHz	MaxPeak	Coupled	100 kHz	VULB9163 NEW



MEASUREMENT RESULT: "BOT091223218_red"

12/23/2009 13:29

Frequency MHz	Level dBµV/m	Transd dB	Limit dBµV/m	Margin dB	Det.	Height cm	Azimuth deg	Polarization
35.940000	27.90	14.7	40.0	12.1	---	300.0	0.00	HORIZONTAL
47.820000	23.30	15.8	40.0	16.7	---	300.0	0.00	HORIZONTAL
94.260000	22.80	16.9	40.0	17.2	---	300.0	0.00	HORIZONTAL
135.840000	31.10	13.3	40.0	8.9	---	300.0	0.00	HORIZONTAL
177.960000	29.40	14.9	40.0	10.6	---	300.0	0.00	HORIZONTAL
227.640000	23.30	16.5	40.0	16.7	---	100.0	0.00	HORIZONTAL



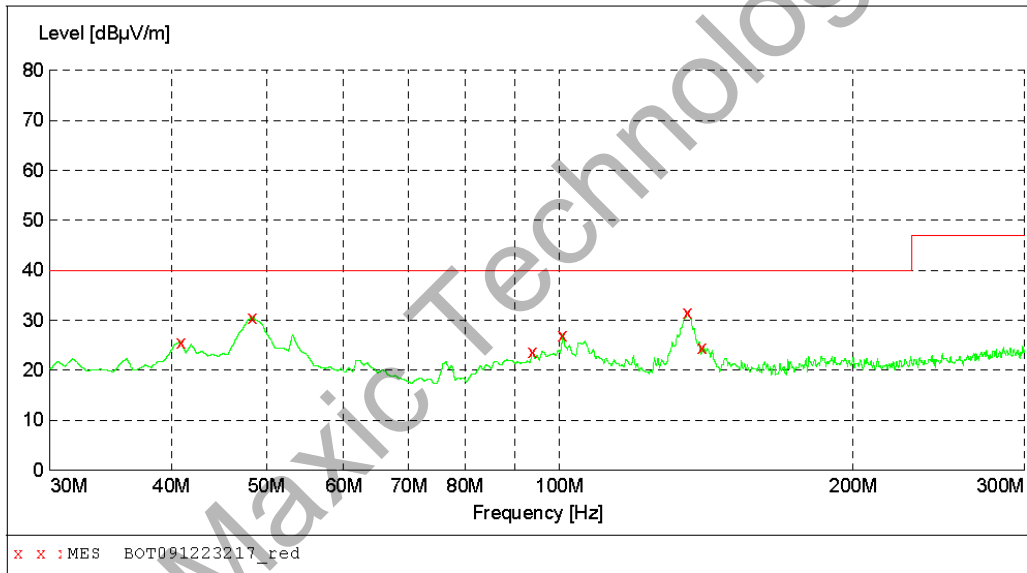
SHENZHEN BONTEK COMPLIANCE TESTING

RADIATED EMISSION EN55015

EUT:MT7201 LED driver bard
 Manufacturer: Maxic Technology Corporation
 Operating Condition: ON
 Test Site: CHAMBER
 Operator: CHEN
 Test Specification: AC12V/60Hz
 Comment: Polarisation:V
 Start of Test: 12/23/2009 / 13:24:50

SWEEP TABLE: "test (30M-300M)"

Short Description:		Field Strength			
Start	Stop	Detector	Meas. Time	IF Bandw.	Transducer
30.0 MHz	300.0 MHz	MaxPeak	Coupled	100 kHz	VULB9163 NEW



MEASUREMENT RESULT: "BOT091223217_red"

Frequency MHz	Level dBµV/m	Transd dB	Limit dBµV/m	Margin dB	Det.	Height cm	Azimuth deg	Polarization
40.800000	25.60	15.9	40.0	14.4	---	100.0	0.00	VERTICAL
48.360000	30.60	15.8	40.0	9.4	---	100.0	0.00	VERTICAL
93.720000	23.70	16.8	40.0	16.3	---	100.0	0.00	VERTICAL
100.740000	27.10	17.5	40.0	12.9	---	100.0	0.00	VERTICAL
135.300000	31.60	13.4	40.0	8.4	---	100.0	0.00	VERTICAL
140.160000	24.50	13.1	40.0	15.5	---	100.0	0.00	VERTICAL