

Syncrowave® 250 DX/350 LX

Issued June 2007 • Index No. AD/4.2

TIG/Stick Welding
Power Source



Quick Specs



Industrial Applications

Precision Metal Fabrication
Maintenance and Repair
Light and Heavy Manufacturing
Aerospace
Shipbuilding
Tube and Pipe
Automotive
Vocational

Processes

TIG (GTAW)
Stick (SMAW)
Pulsed TIG (GTAW-P)
(Optional)

Input Power Requires 1-Phase Power

Amperage Range 250: 3–310 350: 3–400

Max. Open-Circuit Voltage 80 VDC

Rated Output 250: 250 A at 30 VAC, 40% Duty Cycle
200 A at 28 VAC, 60% Duty Cycle

350: 350 A at 34 VAC, 40% Duty Cycle
300 A at 32 VAC, 60% Duty Cycle

Weight Standard: 250: 378 lb (172 kg) 350: 496 lb (225 kg)
TIGRunner®: 250: 478 lb (217 kg) 350: 596 lb (270 kg)

The Power of Blue.®



See page 2 for
additional features

Standard Machine

Syncrowave Complete

Package includes:

- Syncrowave®
- Coolmate™ 3X cooler
- No. 37 running gear
- TIG torch kit with accessories
- Foot pedal
- **NEW!** Four gallons of coolant

The **balance control** is adjustable to provide additional oxide removal (more cleaning) or less cleaning based on the condition of the material being welded. See pg 2 for more information on this feature.

Syncro Start™ allows the choice of Soft, Standard or Hot TIG starts based on the application, lead lengths and tungsten size.

Dual inline high-frequency points provide intense high frequency for arc starting and stabilization. Internal machine components are protected from HF interference with additional grounding and filtering for extended product life.

Digital welding meters display both amperage and voltage for viewing of the actual and preset values for greater accuracy and repeatability in your welding procedure.

Last procedure recall simplifies changing your Syncrowave back and forth from aluminum TIG to stainless TIG to stick welding. One switch makes all the control panel changes.



Power source is warranted for 3 years, parts and labor.
Original main power rectifier parts are warranted for 5 years.

MADE IN **USA**
APPLETON, WI



Miller Electric Mfg. Co.
An Illinois Tool Works Company
1635 West Spencer Street
Appleton, WI 54914 USA

International Headquarters
Phone: 920-735-4505
USA FAX: 920-735-4134
Canadian FAX: 920-735-4169
International FAX: 920-735-4125

Web Site
www.MillerWelds.com



Additional Features

Pulsed TIG control lowers the heat input into the part and reduces warping and distortion (optional on 250 DX models).

TIGRunner™ system packages with Coolmate™ 3X cooler. A 3-gallon cooling system equipped with a visual flow indicator ensures that the coolant is flowing. An external coolant filter stops foreign objects from entering the water cooled torch cable for better flow and longer life. Extended cooling capacity ensures maximum productivity. 3-year cooler warranty.

Stick welding features such as **Adaptive Hot Start™** provide good arc strikes without sticking. Once welding, the DIG control makes dynamic adjustments to the welder to ensure smooth E7018 and deep penetration E6010.

Tilted operator interface and built-in consumable drawer provide added convenience to your welding experience.

Arc timer/cycle counter records actual welding time and number of arc starts. Great for estimating job costs.

Squarewave technology developed and patented by Miller Electric in 1976. Squarewave technology was developed to improve your weld quality and make TIG welding easier. Miller Squarewave technology provides arc stability when welding aluminum, prevents arc rectification and eliminates tungsten erosion.

Welding aluminum? Oxides that form on aluminum melt at temperatures over 3700° F. The aluminum material that is located under this layer of oxide melts at 1200° F. The Syncrowave's **AC Squarewave welding current** automatically removes the layer of oxide which is necessary for producing high quality welds.

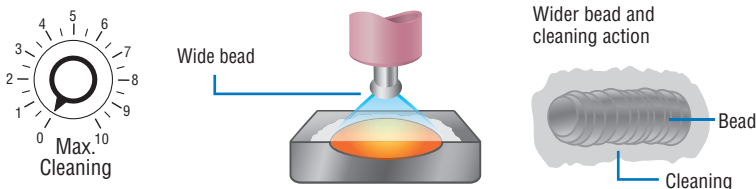
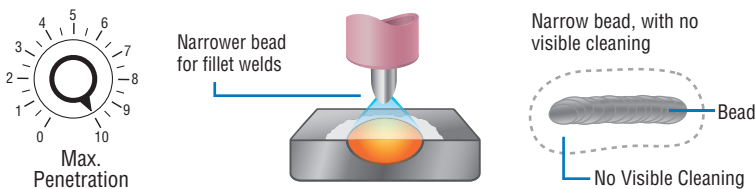
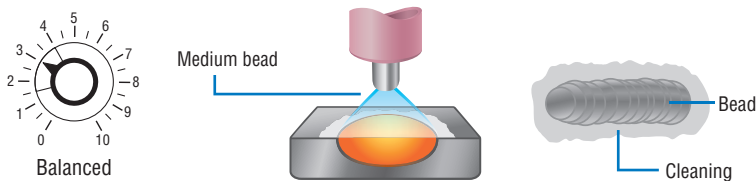
Do you have power fluctuations? The Syncrowave compensates for power fluctuation without changing your welding parameters. **Line voltage compensation** works on fluctuating power $\pm 10\%$.

NEW! Easy Load Dual Cylinder Rack ➔ minimizes cylinder lifting. (Cylinder not included.)

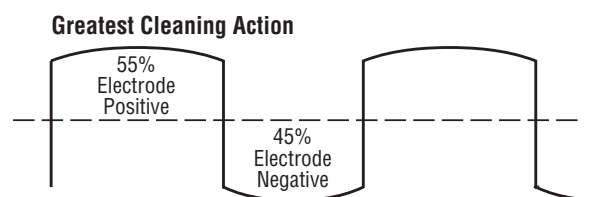
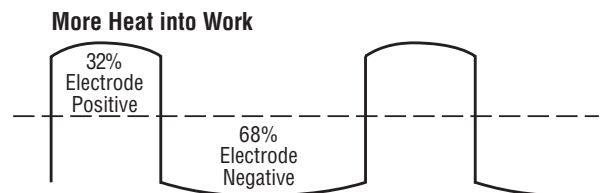
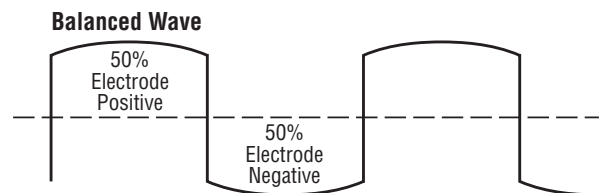


AC Output: Balance Control

AC Balance



Balanced Wave Function



Specifications (Subject to change without notice.)



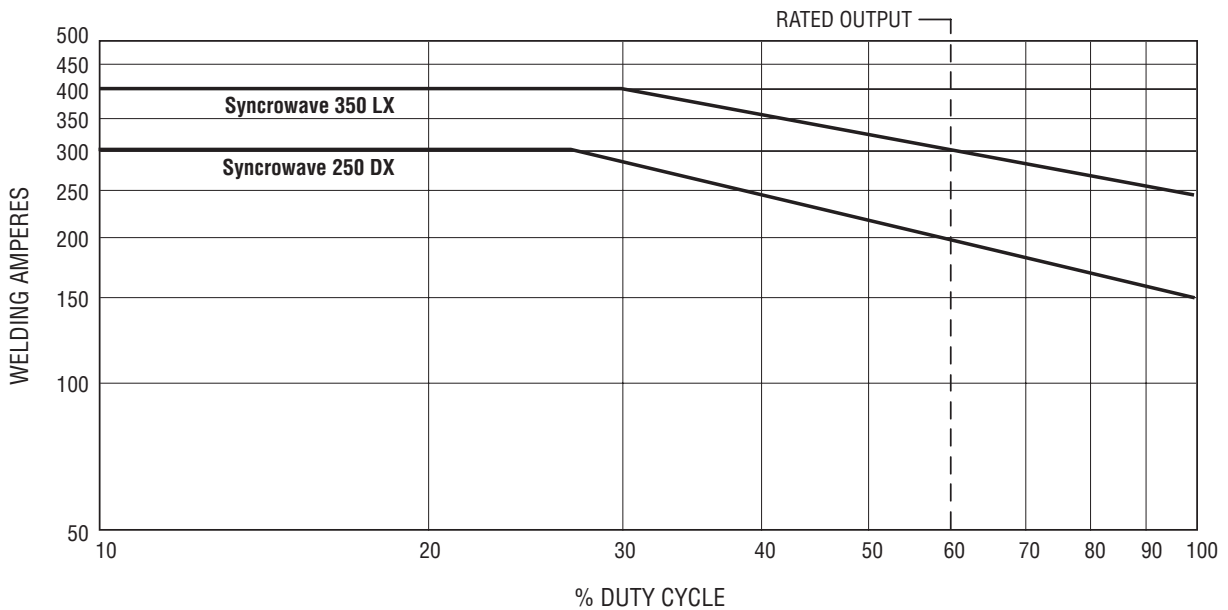
Model	Input Power	Welding Amp Range	Max OCV	Rated Output	Amps Input at AC Balance, Rated Load								Dimensions	Weight		
					200V	220V	230V	400V	440V	460V	520V	575V			KVA	KW
Syncrowave 250	60 Hz, 1-Phase	3-310 A	80 V	250 A at 30 V, 40% Duty Cycle	88	—	77	—	—	38	—	31	18	9	H: 33-1/4 in (845 mm)* W: 22-1/2 in (572 mm) D: 25 in (635 mm)** with TIGRunner® H: 46 in (1168 mm)* W: 28-1/2 in (724 mm) D: 40-1/2 in (1029 mm)**	378 lb (172 kg)
	50 Hz, 1-Phase			225 A at 29 V, 40% Duty Cycle	101	—	88	—	—	44	—	35	20	10		
Syncrowave 250 CE 220/400/ 440/520	50 or 60 Hz, 1-Phase			250 A at 30 V, 40% Duty Cycle	—	100	—	55	50	—	42	—	22	12	H: 33-1/4 in (845 mm)* W: 22-1/2 in (572 mm) D: 25 in (635 mm)**	378 lb (172 kg)
Syncrowave 350 <i>All Models</i>	50 or 60 Hz, 1-Phase	3-400 A	80 V	350 A at 34 V, 40% Duty Cycle	146	120	128	66	60	65	51	50	30	14	H: 33-1/4 in (845 mm)* W: 22-1/2 in (572 mm) D: 25 in (635 mm)** with TIGRunner® H: 46 in (1168 mm)* W: 28-1/2 in (724 mm) D: 40-1/2 in (1029 mm)**	496 lb (225 kg)
																596 lb (270 kg)

Note: See pg 6 for power factor correction kit. *Add 3 in (76 mm) for lift eye. **Add 1-1/2 in (38 mm) for handle.

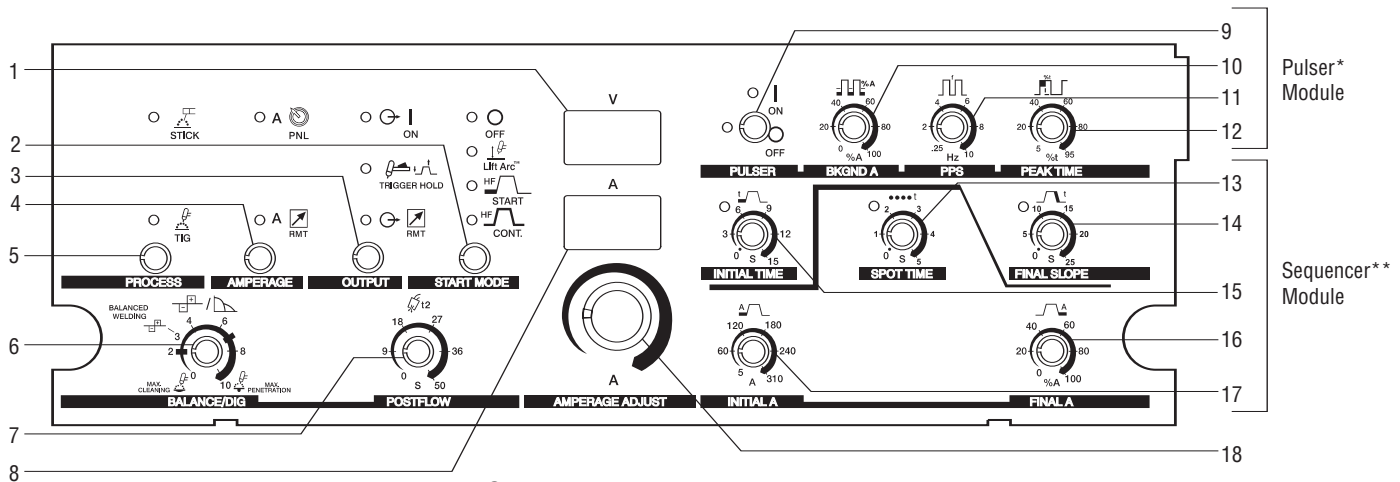
Certified to both the Canadian and U.S. Standards for welding equipment.

Performance Data

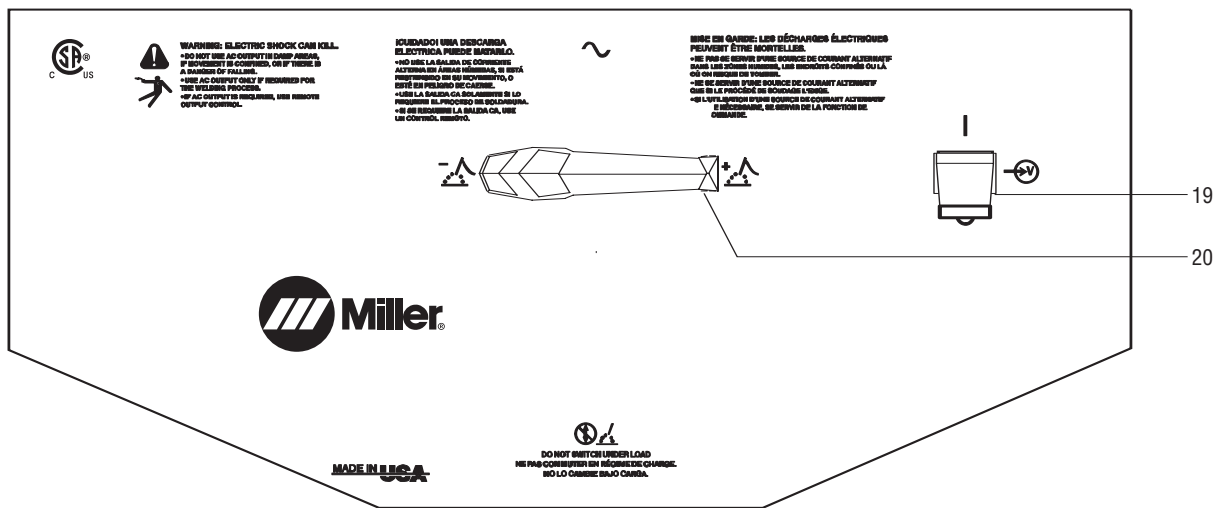
DUTY CYCLE CHART



Control Panels



Common Bottom Panel



1. Voltmeter Display
2. Start Mode Control
(Lift-Arc, HF Start, HF Continuous)
3. Output Control
4. Amperage Control (Panel/Remote)
5. Process Control (Stick/TIG)
6. Balance/Dig Control (0–10)
7. Postflow Time Control (0–50 sec)
8. Ammeter Display
9. Pulser Control*
10. Background Amps Control (0–100%)*
11. Pulse-Per-Second Control (0.25–10 Hz)*

12. Peak Time Control (5–95%)*
13. Spot Time Control (0–5 sec)*
14. Final Slope Control (0–25 sec)*
15. Initial Time Control (0–15 sec)*
16. Final Amperage Control (0–100%)*
17. Initial Amperage Control (3–310/400 A)*
18. Amperage Adjustment Control (3–310/400 A)
19. Power Switch (On/Off)
20. Output Selector Switch (AC/DC-/DC+)

*Optional Pulser for 250 DX

**Optional Sequencer

Packages

Standard Model



Syncrowave® Power Sources

Syncrowave® 250 DX

#907 194 (200/230/460 VAC)

#907 195 (230/460/575 VAC)

#907 197 (220/400/440/520 VAC) CE

Syncrowave® 350 LX

#907 198 (200/230/460 VAC)

#907 199 (230/460/575 VAC)

#907 200 (220/400/440/520 VAC) CE

Primary cord and TIG torch adapter sold separately.

Syncrowave TIGRunner



Syncrowave® TIGRunner®

Syncrowave® 250 DX TIGRunner® 3X

#907 194-03-2 (200/230/460 VAC)

#907 195-03-2 (230/460/575 VAC)

Syncrowave® 350 LX TIGRunner® 3X

#907 198-03-2 (200/230/460 VAC)

#907 199-03-2 (230/460/575 VAC)

Completely assembled. TIGRunner includes Syncrowave, Coolmate™ 3X cooler, No. 37 running gear, RFCS-14 HD remote foot control, and international-style connectors. Primary cord, TIG torch adapter and TIG coolant sold separately.

Syncrowave Complete
(Syncrowave TIGRunner,
TIG Coolant and Torch Kit)

Syncrowave® Complete

Syncrowave® 250 DX Complete

#951 069 (200/230/460 VAC)

#951 070 (230/460/575 VAC)

Syncrowave® 350 LX Complete

#951 071 (200/230/460 VAC)

#951 072 (230/460/575 VAC)

Completely assembled. Includes TIGRunner above (Syncrowave, Coolmate™ 3X cooler, No. 37 running gear, RFCS-14 HD remote foot control, and international-style connectors), plus four gallons of TIG coolant and a water-cooled torch kit (see kits to left) consisting of torch, cable cover, accessory kit, regulator/flowmeter, gas hose, torch adapter, and weld lead with clamp and Dinse connector. Primary cord sold separately.



250 A Water-Cooled Torch Kit
for Syncrowave 250 DX TIGRunner



300 A Water-Cooled Torch Kit
for Syncrowave 350 LX TIGRunner

Genuine Miller Options

Field Options

Sequencer Module #195 345 Field Kit
Provides a starting current higher or lower than the welding current. Provides final slope and final current for trailing the weld. Provides a spot timer for TIG spot application.

Pulser Module

#195 344 Field Kit for Syncrowave 250 DX
For welding of thin materials. Provides a heating and cooling effect of the weld puddle to reduce heat input and control distortion of the material. Provides 0.25 to 10 pulses per second.

Power Factor Correction Kit

#194 692 Field Kit for Syncrowave 250 DX
#043 757 Field Kit for Syncrowave 350 LX
Reduces primary amperage draw by approximately 25% allowing the use of smaller breakers/fuses and smaller primary cord. Power Factor *does not* reduce the power consumption/electrical bill.

Genuine Miller Accessories



No. 37 Running Gear #195 282
Includes two 10 in (254 mm) wheels, two 5 in (127 mm) casters, two-compartment rack (for gas cylinder(s) or Coolmate V3 coolant system), and handles. Provides excellent mobility and easy to install.

Protective Cover #195 320
Heavy-duty, water- and mildew-resistant. Protects and maintains the finish of the welder.



RFCS-14 HD Foot Control #194 744
For all Miller solid-state power sources after serial number JK674521. This new design increases stability with a larger base, and durability with a heavier cord. Maximum flexibility is accomplished with a reconfigurable cord that can exit the front, back or either side of the pedal. Foot pedal provides remote current and contactor control. Includes 20 ft (6 m) cord and 14-pin plug.



RHC-14 Hand Control #129 340

Miniature hand control for remote current and contactor control.
Dimensions:
4 x 4 x 3-1/4 in

(102 x 102 x 83 mm). Includes 20 ft (6 m) cord and 14-pin plug.



RMS-14 On/Off Control #187 208

For all Miller solid-state power sources after serial number JK674521. Momentary-contact switch for contactor control. Rubber-covered pushbutton dome switch ideal for repetitive on-off applications. Includes 26.5 ft (8 m) cord and 14-pin plug.

Extension Cords for 14-Pin Remote Controls

#122 973 25 ft (7.6 m)
#122 974 50 ft (15.2 m)
#122 975 75 ft (23 m)

Gas Tungsten Arc (TIG) Welding Book #170 555

To order this item, distributors can call the Miller Literature Distribution Center at 1-920-735-4356, or FAX 1-920-735-4011. 86 pages — 8-1/2 x 11 in. A comprehensive text on all aspects of the GTAW process. Filled with figures and tables to illustrate process technique and equipment setup. Glossary of TIG terms also provided.

TIG Training CD #196 567

Designed for anyone who's looking to better understand the TIG process. Easy to understand instruction, proven teaching steps, and expert advice help to create a more effective academic approach to training. Subject areas covered include system components, process fundamentals, electrical theory, safety, power source operation.

Video – GTAW Setup Procedures #108 241

To order this item, distributors can call the Miller Literature Distribution Center at 1-920-735-4356, or FAX 1-920-735-4011. 13:00 minutes. A detailed demonstration on preparing your equipment for TIG welding. Uses a Syncrowave 250 power source, but topics fit any TIG setup including air- or water-cooled systems. In-depth discussion of tungstens and gases.

Remote Controls and Switches



RCCS-14 Remote Contactor and Current Control #043 688 14-pin plug
For all Miller solid-state power sources after serial number JK674521. North/south rotary-motion fingertip control fastens to TIG torch using two Velcro® straps. Great for applications that require a finer amperage control. Includes 26.5 ft (8 m) control cord.



RMLS-14 Switch #129 337

For all Miller solid-state power sources after serial number JK674521. Momentary- and maintained-contact rocker switch for contactor control. Push forward for maintained contact and backward for momentary contact. Includes 26.5 ft (8 m) cord and 14-pin plug.



TIG Welding Gloves

- #227 813 Small
- #227 814 Medium
- #227 815 Large
- #227 816 X-Large

Designed to meet the specific requirements high-quality TIG welding demands.

Made from soft grain goatskin. Sewn with Kevlar® thread.

TIG (GTAW) Torch Adapters



Water-Cooled Dinse #195 377

Used to adapt a 250 or 350 A water-cooled torch (WP20, WP18, CS310) to an International-style connector.



Air-Cooled Dinse #195 379

Used to adapt a 1-piece 200 amp air-cooled torch (WP26) to an International-style connector.

Torch Kits



250 A Water-Cooled Torch Kit #300 185

Recommended for Syncrowave 250 DX

- 25 ft (7.6 m) Weldcraft® WP20 torch
- Torch cable cover
- AK4C torch accessory kit includes shielding cups, collets, collet bodies and 2% cerium tungsten electrodes (1/16, 3/32 and 1/8 in)
- Smith® regulator/flowmeter HM2051A-580
- 12 ft (3.7 m) rubber gas hose (regulator to machine)
- Water-cooled Dinse torch adapter
- 12 ft (3.7 m) 1/0 weld lead with clamp (work or ground lead) and Dinse connector



300 A Water-Cooled Torch Kit #300 183

Recommended for Syncrowave 350 LX

- 25 ft (7.6 m) Weldcraft® CS310 torch
- Torch cable cover
- CS310AKC torch accessory kit includes shielding cups, collets, collet bodies and 2% cerium tungsten electrodes (1/16, 3/32 and 1/8 in)
- Smith® regulator/flowmeter HM2051A-580
- 12 ft (3.7 m) rubber gas hose (regulator to machine)
- Water-cooled Dinse torch adapter
- 12 ft (3.7 m) 1/0 weld lead with clamp (work or ground lead) and Dinse connector



400 A Water-Cooled Torch Kit #300 186

- 25 ft (7.6 m) Weldcraft® WP18SC torch
- Torch cable cover
- AK18C torch accessory kit includes shielding cups, collets, collet bodies and 2% cerium tungsten electrodes (3/32, 1/8 and 5/32 in)
- Smith® regulator/flowmeter H1954D-580
- 12 ft (3.7 m) rubber gas hose (regulator to machine)
- Water-cooled thread lock torch adapters
- 12 ft (3.7 m) 4/0 weld lead with clamp (work or ground lead)

Tungsten

Items below are available in pkgs of 10, 7 in length

2% Ceriated (orange) for AC/DC applications

- #WC040X7 .040 in, 10–80 A
- #WC116X7 1/16 in, 70–150 A
- #WC332X7 3/32 in, 140–250 A
- #WC018X7 1/8 in, 225–400 A
- #WC532X7 5/32 in, 300–500 A

1.5% Lanthanum (gold) for AC/DC applications

- #WL040X7 .040 in, 10–80 A
- #WL116X7 1/16 in, 70–150 A
- #WL332X7 3/32 in, 140–250 A
- #WL018X7 1/8 in, 225–400 A
- #WL532X7 5/32 in, 300–500 A

Pure (green) for AC applications only

- #WP040X7 .040 in, 10–80 A
- #WP116X7 1/16 in, 70–150 A
- #WP332X7 3/32 in, 140–250 A
- #WP018X7 1/8 in, 225–400 A
- #WP532X7 5/32 in, 300–500 A

2% Thoriated (red) for DC applications only

- #WT040X7 .040 in, 10–80 A
- #WT116X7 1/16 in, 70–150 A
- #WT332X7 3/32 in, 140–250 A
- #WT018X7 1/8 in, 225–400 A
- #WT532X7 5/32 in, 300–500 A

Water Coolant Systems

For more information, see the Miller Coolant Systems literature sheet, Index No. AY/7.2.



Coolmate™ V3

- #043 009 115 VAC
 - #043 009-01-2 115 VAC, CE
- For use with water-cooled torches rated up to 500 amps. Vertical design conveniently mounts to Miller cylinder rack in place of one cylinder. 3-gallon capacity.



Does NOT include wheels.

Cool Runner™ 3X #043 994 115 VAC

Provides the perfect solution for industrial, water-cooled TIG applications. For water-cooled TIG torches rated up to 500 amps. 3-gallon capacity.



TIG Coolant

#300 355

4 gallons of pre-mixed low-conductivity coolant. Miller coolant contains ethylene glycol and deionized water to protect from freezing and boiling -37° to 227°F (-38° to 108°C). Coolant contains 2.4% algae growth inhibitor.

Ordering Information

Equipment and Options	Stock No.	Description	Qty.	Price
Syncrowave® 250 DX	#907 194	200/230/460 V, 50/60 Hz, Standard Model		
	#907 195	230/460/575 V, 50/60 Hz, Standard Model		
	#907 197	220/400/440/520 V, 50/60 Hz, CE , Standard Model		
	#907 194-03-2	200/230/460 V, 50/60 Hz, Syncrowave 250 DX TIGRunner® 3X		
	#951 069	200/230/460 V, 50/60 Hz, Syncrowave 250 DX Complete		
	#907 195-03-2	230/460/575 V, 50/60 Hz, Syncrowave 250 DX TIGRunner® 3X		
	#951 070	230/460/575 V, 50/60 Hz, Syncrowave 250 DX Complete		
Syncrowave® 350 LX	#907 198	200/230/460 V, 50/60 Hz, Standard Model		
	#907 199	230/460/575 V, 50/60 Hz, Standard Model		
	#907 200	220/400/440/520 V, 50/60 Hz, CE		
	#907 198-03-2	200/230/460 V, 50/60 Hz, Syncrowave 350 LX TIGRunner® 3X		
	#951 071	200/230/460 V, 50/60 Hz, Syncrowave 350 LX Complete		
	#907 199-03-2	230/460/575 V, 50/60 Hz, Syncrowave 350 LX TIGRunner® 3X		
	#951 072	230/460/575 V, 50/60 Hz, Syncrowave 350 LX Complete		
Sequencer Module	#195 345	Field		
Pulser Module	#195 344	Field. For Syncrowave 250 DX		
Power Factor Correction Kit	#194 692	Field. For Syncrowave 250 DX		
	#043 757	Field. For Syncrowave 350 LX		
TIG Torch Kits				
Weldcraft® 250 A Water-Cooled Torch Kit	#300 185	See page 7. Recommended for Syncrowave 250 DX TIGRunner 3X		
Weldcraft® 300 A Water-Cooled Torch Kit	#300 183	See page 7. Recommended for Syncrowave 350 LX TIGRunner 3X		
Weldcraft® 400 A Water-Cooled Torch Kit	#300 186	See page 7		
Consumables and Tungsten		Distributor: See Miller Parts Catalog		
Gas Cylinder, Hose and Fittings				
Remote Controls				
RCCS-14	#043 688	North/south fingertip control		
RFCS-14 HD	#194 744	Heavy-duty foot control		
RHC-14	#129 340	Hand control		
RMLS-14	#129 337	Momentary/maintained rocker switch		
RMS-14	#187 208	Momentary rubber dome switch		
Extension Cords	#122 973	25 ft (7.6 m)		
	#122 974	50 ft (15.2 m)		
	#122 975	75 ft (22.9 m)		
Accessories				
No. 37 Running Gear	#195 282			
Protective Cover	#195 320			
Gas Tungsten Arc (TIG) Welding Book	#170 555	Contact your distributor		
TIG Training CD	#196 567			
Video – GTAW Setup Procedures	#108 241	Contact your distributor		
Torch Adapters	#195 377	Adapts 250 or 350 A water-cooled torch to international-style connector		
Supplied with power source and torch kits	#195 379	Adapts 1-pc. 200 A air-cooled torch to international-style connector		
Cable Connectors		Supplied with power source and torch kits		
Dinse Connector 50 mm (1 male)	#042 418	Used to connect weld lead to Dinse terminal machine		
Dinse Connector 50 mm (1 male, 1 female)	#042 419	Used to extend weld cables		
Tweco Terminal Adapter	#042 465	Male Dinse to female Tweco		
Cam-Lok Terminal Adapter	#042 466	Male Dinse to female Cam-Lok		
TIG Coolant	#300 355	Case of four 1-gallon bottles		
Water Coolant Systems		See page 7		
Miscellaneous				
Stick Electrodes				
Welding and Work Cables				
Helmets				
TIG Welding Gloves		See page 7		

Date:

Total Quoted Price:

Distributed by:

