

SPF SERIES SOLAR FUSES

1000 VDC • 1-30 Amperes



Description

The SPF Solar Protection Fuse series has been specifically designed for the protection of photovoltaic (PV) systems. This family of Midget style fuses (10 x 38 mm) can safely protect PV modules and conductors from reverse-overcurrent conditions.

As PV systems have grown in size, so have the corresponding voltage requirements. This increase in system voltage has typically been intended to minimize power loss associated with long conductor runs. Standard circuit protection devices are not designed to completely protect photovoltaic panels. However, the SPF series is UL Listed to safely interrupt faulted circuits up to this demanding voltage level.

Littelfuse offers 13 ampere ratings to match specific requirements in a variety of applications.

Features/Benefits

- Designed to both UL and IEC photovoltaic specifications
- UL 2579 Listed 1000 VDC maximum
- 1-30 A ratings available
- 20,000 A Interrupting Rating
- Both PCB mount and dead-front holder options available

Recommended Fuseholders

LPHV Series

Applications

- Combiner boxes
- Inverters
- Battery charge controllers

Specifications

Voltage Rating:	1000 VDC
Amperage Rating:	1, 2, 3, 4, 5, 6, 8, 10, 12, 15, 20, 25, 30
Max. Interrupting Rating:	20 kA; Time Constant less than 2ms
Min. Interrupting Rating:	1.35x Current Rating
Material:	Body: Melamine Caps: Copper Alloy
Operating Temperature:	See Rerating Curve
Approvals:	UL 2579 Listed (File No. E339112) IEC 60269-6
Environmental:	RoHS Compliant
Country of Origin:	Mexico

Ordering Information

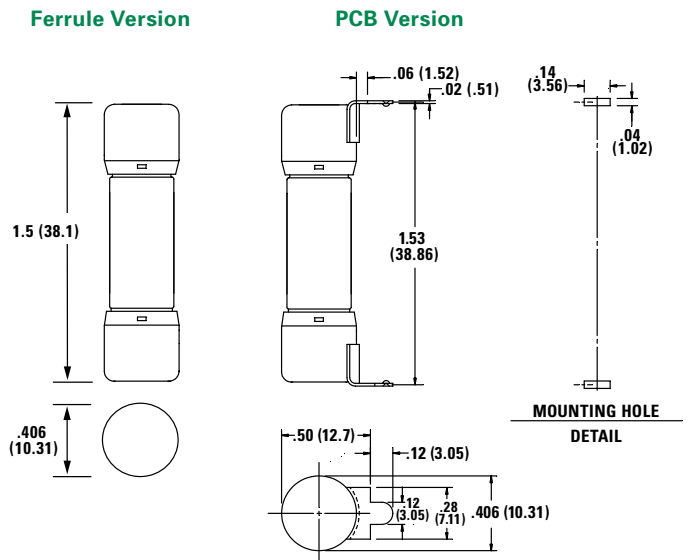
AMPERAGE	CATALOG NUMBER	SYSTEM NUMBER
2	SPF002	SPF002.T
8	SPF008	SPF008.T
30	SPF030	SPF030.T
30 (WITH PCB TABS)	SPF030R	SPF030.HXR

Web Resources

Downloadable CAD drawings and other technical information: www.littelfuse.com/spf

For a comprehensive overview of solar market solutions, please visit: www.littelfuse.com/solar

Dimensions in inches (mm)



Look for this logo to indicate products that are used in solar applications. Visit our website www.littelfuse.com/solar for the latest updates on approvals, certifications, codes and standards.

SPF SERIES SOLAR FUSES

Electrical Specifications 10 x 38 mm Solar Midget Fuses

ORDERING NUMBER	AMP RATING	DC-RATED VOLTAGE	INTERRUPTING RATING		UPC	NOM COLD RESISTANCE (Ohm)	WATTS LOSS AT 100% RATED CURRENT (W)	WATTS LOSS AT 80% RATED CURRENT (W)	TOTAL CLEARING I ² T (A ² SEC) 10 kA	TOTAL CLEARING I ² T (A ² SEC) 20 kA	AGENCY APPROVALS			
			DC	AC							DC	UL	VDE	CE
OSPF001.T	1	1000	-	20 kA	07945816907	0.645	1.059	0.699	0.289	3.420	•	•*	•	•*
OSPF002.T	2	1000	-	20 kA	07945816910	0.237	1.586	0.851	1.175	4.755	•	•*	•	•*
OSPF003.T	3	1000	-	20 kA	07945816913	0.11	1.504	0.824	5.007	7.882	•	•*	•	•*
OSPF004.T	4	1000	-	20 kA	07945816916	0.06127	1.491	0.839	23.031	23.031	•	•*	•	•*
OSPF005.T	5	1000	-	20 kA	07945816919	0.04086	1.465	0.859	42.600	42.600	•	•*	•	•*
OSPF006.T	6	1000	-	20 kA	07945816922	0.0281	1.348	0.769	76.270	80.254	•	•*	•	•*
OSPF008.T	8	1000	-	20 kA	07945816925	0.0178	1.610	0.914	193.323	198.960	•	•*	•	•*
OSPF010.T	10	1000	-	20 kA	07945816928	0.0125	1.760	1.000	395.556	401.208	•	•*	•	•*
OSPF012.T	12	1000	-	20 kA	07945816931	0.00993	1.965	1.109	599.198	641.940	•	•*	•	•*
OSPF015.T	15	1000	-	20 kA	07945816934	0.00799	2.282	1.382	457.740	504.770	•	•*	•	•*
OSPF020.T	20	1000	-	20 kA	07945816937	0.0045	2.810	1.574	1173.990	1312.850	•	•*	•	•*
OSPF025.T	25	1000	-	20 kA	07945817595	0.00353	2.981	1.745	1937.430	2371.140	•	•*	•	•*
OSPF030.T	30	1000	-	20 kA	07945817598	0.00284	3.923	2.125	2209.480	2678.750	•			

*In Approval Process.

ORDERING NUMBER	AMP RATING	DC-RATED VOLTAGE	INTERRUPTING RATING		UPC	NOM COLD RESISTANCE (Ohm)	WATTS LOSS AT 100% RATED CURRENT (W)	WATTS LOSS AT 80% RATED CURRENT (W)	TOTAL CLEARING I ² T (A ² SEC) 10 kA	TOTAL CLEARING I ² T (A ² SEC) 20 kA	AGENCY APPROVALS			
			DC	AC							DC	UL	VDE	CE
OSPF001.HXR	1	1000	-	20 kA	07945816909	0.645	1.059	0.699	0.289	3.420	•	•*	•	•*
OSPF002.HXR	2	1000	-	20 kA	07945816912	0.237	1.586	0.851	1.175	4.755	•	•*	•	•*
OSPF003.HXR	3	1000	-	20 kA	07945816915	0.11	1.504	0.824	5.007	7.882	•	•*	•	•*
OSPF004.HXR	4	1000	-	20 kA	07945816918	0.06127	1.491	0.839	23.031	23.031	•	•*	•	•*
OSPF005.HXR	5	1000	-	20 kA	07945816921	0.04086	1.465	0.859	42.600	42.600	•	•*	•	•*
OSPF006.HXR	6	1000	-	20 kA	07945816924	0.0281	1.348	0.769	76.270	80.254	•	•*	•	•*
OSPF008.HXR	8	1000	-	20 kA	07945816927	0.0178	1.610	0.914	193.323	198.960	•	•*	•	•*
OSPF010.HXR	10	1000	-	20 kA	07945816930	0.0125	1.760	1.000	395.556	401.208	•	•*	•	•*
OSPF012.HXR	12	1000	-	20 kA	07945816933	0.00993	1.965	1.109	599.198	641.940	•	•*	•	•*
OSPF015.HXR	15	1000	-	20 kA	07945816936	0.00799	2.282	1.382	457.740	504.770	•	•*	•	•*
OSPF020.HXR	20	1000	-	20 kA	07945817594	0.0045	2.810	1.574	1173.990	1312.850	•	•*	•	•*
OSPF025.HXR	25	1000	-	20 kA	07945817597	0.00353	2.981	1.745	1937.430	2371.140	•	•*	•	•*
OSPF030.HXR	30	1000	-	20 kA	07945817600	0.00284	3.923	2.125	2209.480	2678.750	•			

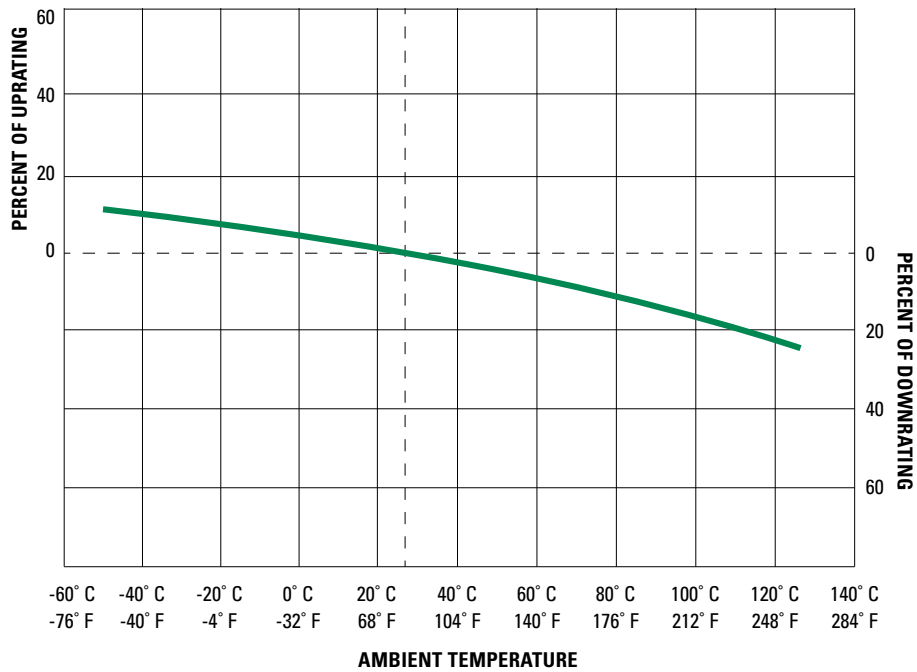
*In Approval Process.

SPF SERIES SOLAR FUSES

Electrical Characteristics for Series

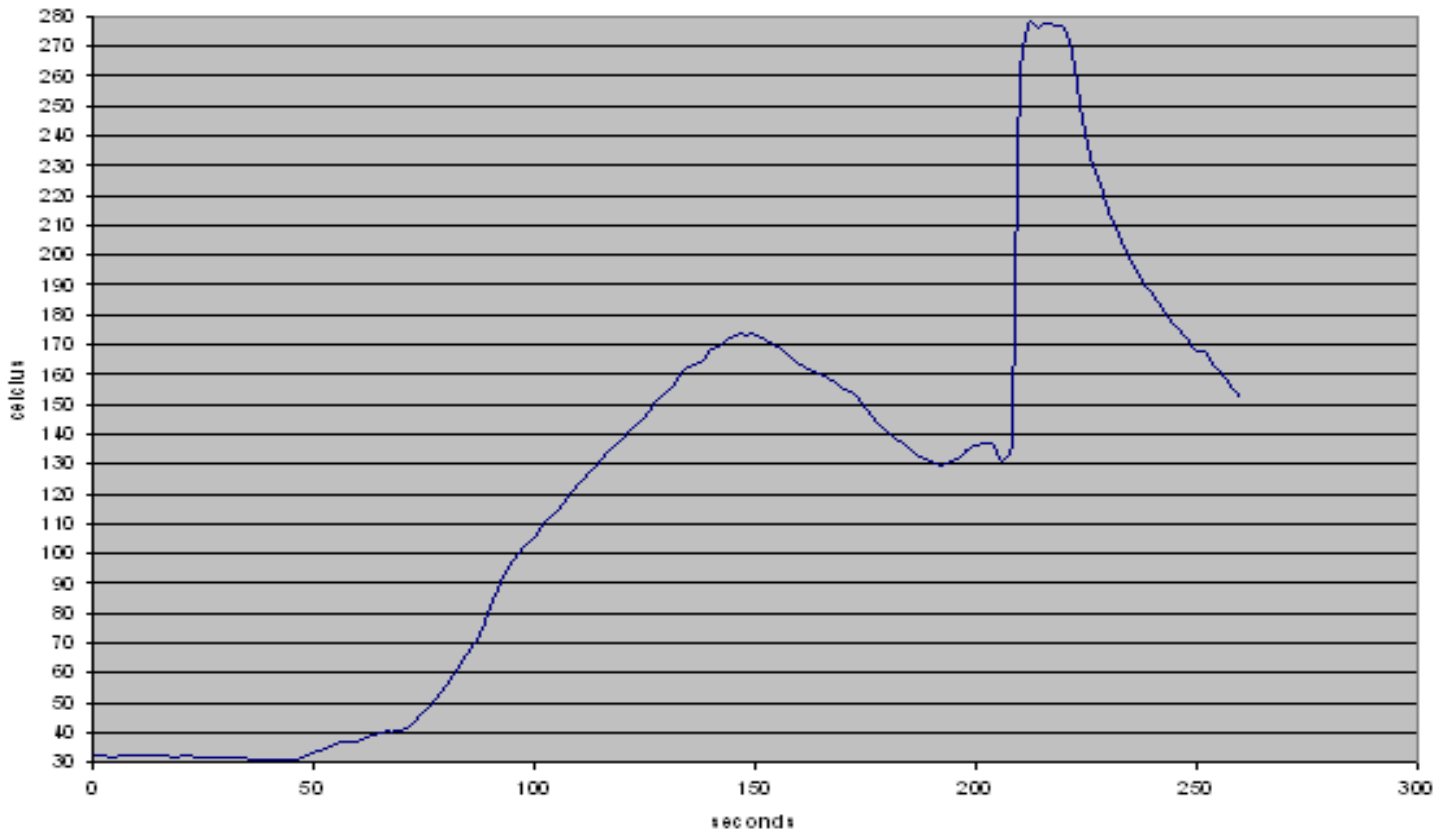
% OF AMP RATING	AMP RATING	OPENING TIME (MINUTES)	PER
100%	1-30 A	60 Min	UL
113%	1-30 A	60 Min	IEC
135%	1-30 A	60 Max	UL
145%	1-30 A	60 Max	IEC
200%	1-30 A	4 Max	UL

Temperature Derating Curve



SPF SERIES SOLAR FUSES

Soldering Parameters

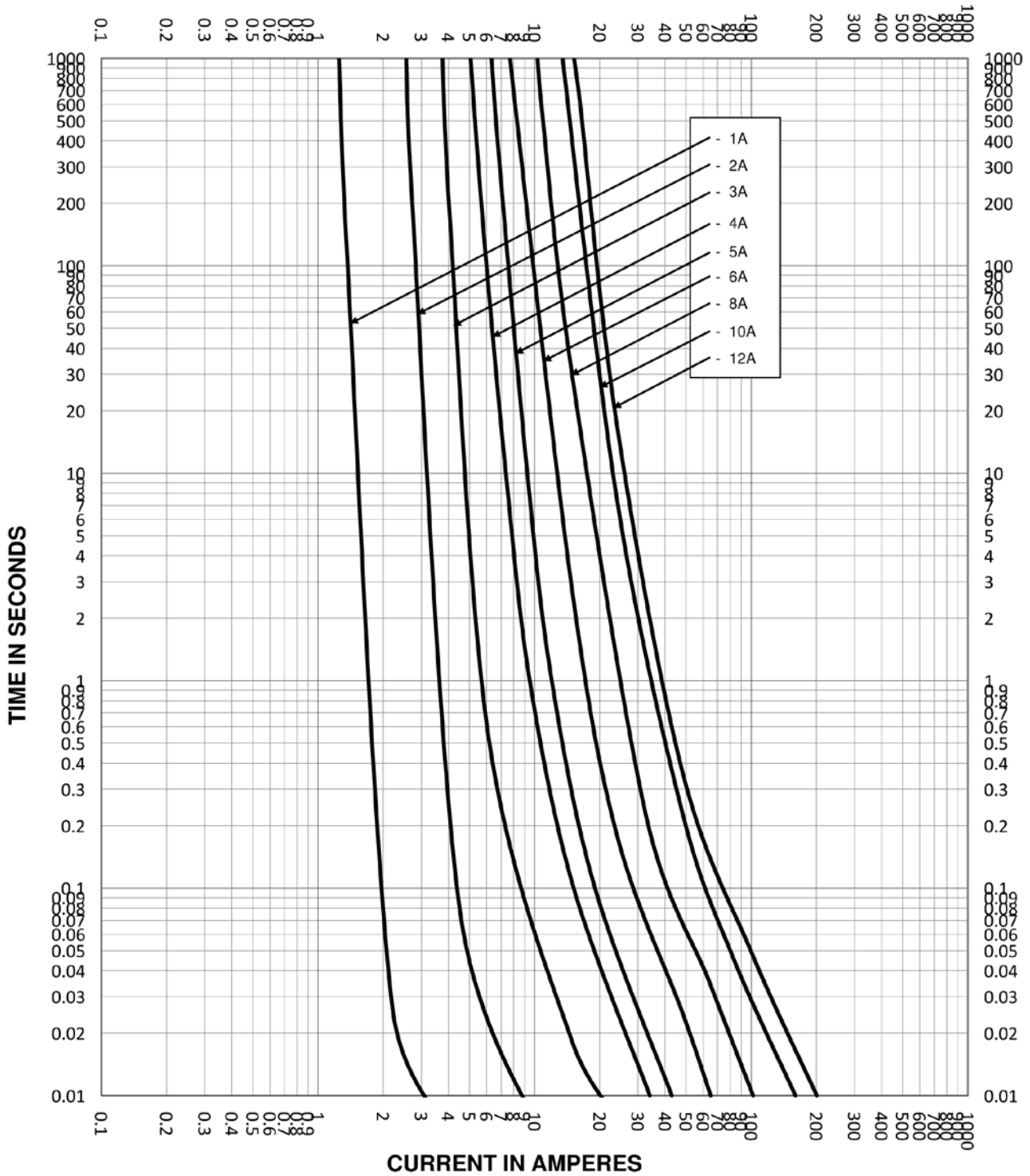


Recommended Process Parameters

WAVE PARAMETER	LEAD FREE RECOMMENDATION
PREHEAT:	(Typical Industry Recommendation)
TEMPERATURE MINIMUM:	130° C
TEMPERATURE MAXIMUM:	
PRE-HEAT TIME	75 Seconds Maximum
SOLDER POT TEMPERATURE	280° C Maximum
SOLDER DWELL TIME	270° C for 8 Seconds Maximum
COMPLETE CYCLE TIME	250 Seconds Maximum

SPF SERIES SOLAR FUSES

Time Current Curve



SPF SERIES SOLAR FUSES

Time Current Curve

