

用途：用于高功率 DC/DC 转换和功率开关。

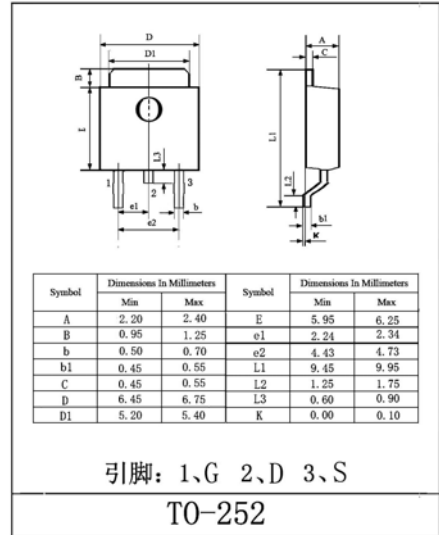
Purpose: These devices are well suited for high efficiency switching DC/DC converters and switch mode power supplies.

特点：具有低导通电阻的超高密度设计，坚固可靠，表面贴装封装，ESD 保护。

Features: Super high dense cell design for low $R_{DS(on)}$, Rugged and reliable, surface mount package, ESD protected.

极限参数/Absolute maximum ratings($T_a=25^\circ\text{C}$)

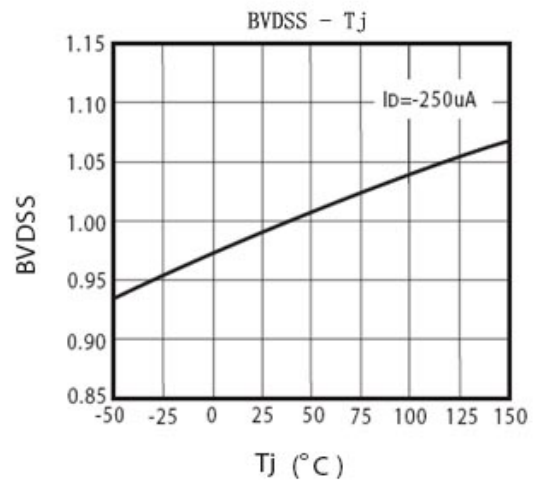
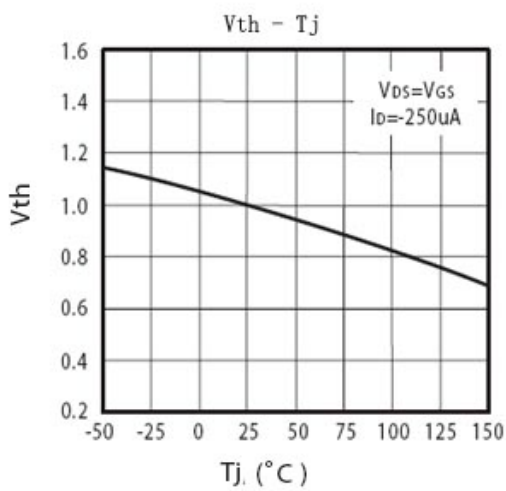
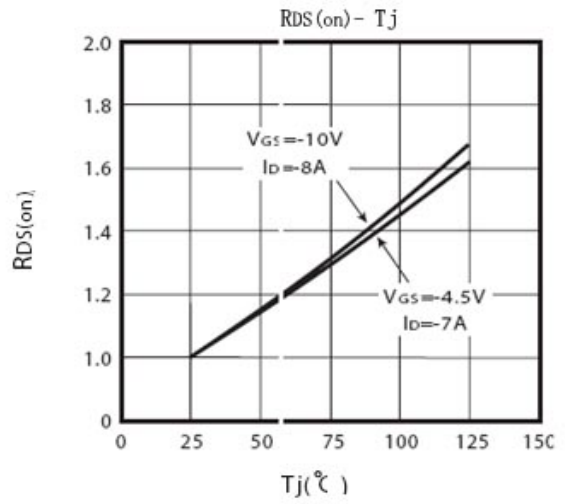
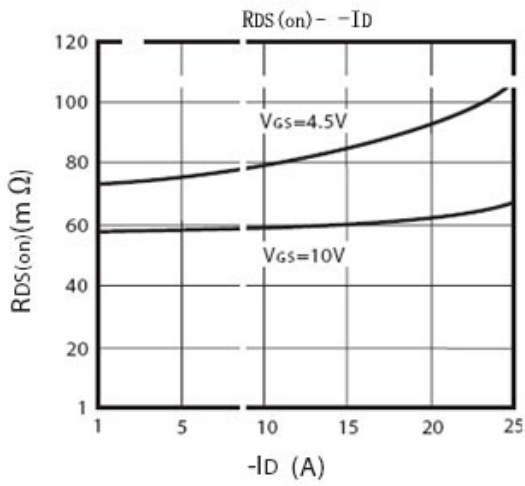
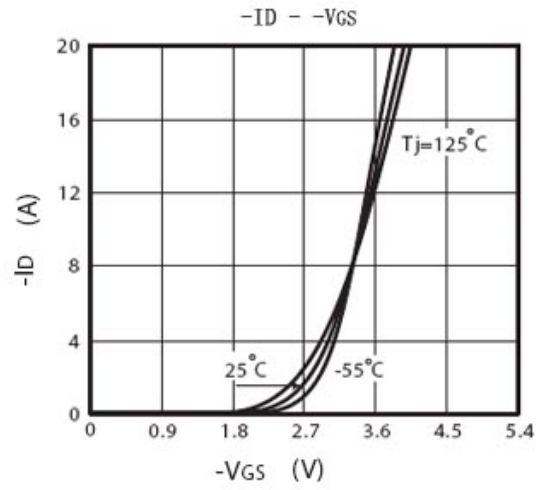
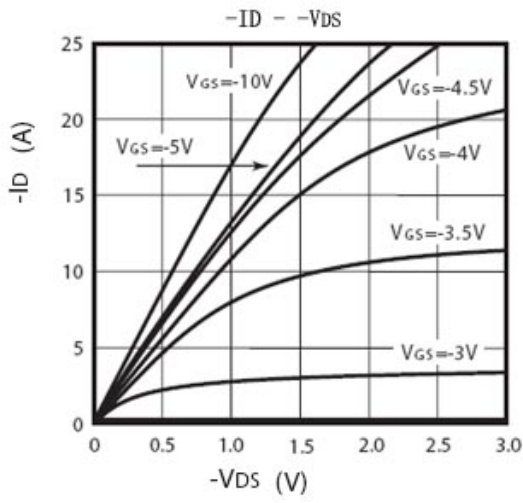
参数符号 Symbol	数值 Rating	单位 Unit
V_{DS}	-60	V
$I_D(T_c=25^\circ\text{C})$	-18	A
$I_D(T_c=70^\circ\text{C})$	-14.5	A
I_{DM}	-50	A
V_{GS}	± 20	V
E_{AS}	36	mJ
$P_D(T_c=25^\circ\text{C})$	42	W
$P_D(T_c=70^\circ\text{C})$	27	W
T_J, T_{STG}	-55 to 150	$^\circ\text{C}$



电性能参数/Electrical Characteristics($T_a=25^\circ\text{C}$)

参数符号 Symbol	测试条件 Test Conditions	最小值 Min	典型值 Typ	最大值 Max	单位 Unit
BV_{DSS}	$V_{GS}=0V$ $I_D=-250\mu A$	-60			V
I_{DSS}	$V_{DS}=-48V$ $V_{GS}=0V$			-1.0	μA
I_{GSS}	$V_{GS}=\pm 20V$ $V_{DS}=0V$			± 10	μA
$V_{GS(th)}$	$V_{DS}=V_{GS}$ $I_D=-250\mu A$	-1.0	-2.0	-3.0	V
$R_{DS(on)}$	$V_{GS}=-10V$ $I_D=-8A$		59	77	$m\Omega$
	$V_{GS}=-4.5V$ $I_D=-7A$		77	104	$m\Omega$
g_{FS}	$V_{DS}=-10V$ $I_D=-8A$		18		S
V_{SD}	$V_{GS}=0V$ $I_S=-2A$		-0.81	-1.3	V
C_{iss}	$V_{DS}=-25V$ $V_{GS}=0V$ $f=1.0MHz$		1040		pF
C_{oss}			80		pF
C_{rSS}			60		pF
$t_{d(on)}$			24		ns
t_r	$V_{DD}=-30V$ $I_D=-1.0A$		17.5		ns
$t_{d(off)}$	$V_{GS}=-10V$ $R_{GEN}=6\Omega$		105		ns
t_f			21		ns

BRD18P06 (CS18P06D)



BRD18P06 (CS18P06D)

