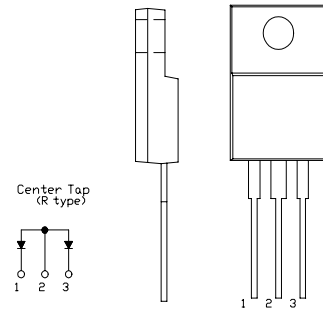


# SBD Type : FRH20A15

OUTLINE DRAWING

**FEATURES**

- \*Similar to TO-220AB Case
- \*Fully Molded Isolation
- \*Dual Diodes – Anode Common
- \*High Voltage Low Leakage Current
- \*Low Forward Voltage Drop
- \*Low Power Loss,High Efficiency
- \*High Surge Capability
- \*T<sub>j</sub>=150 °C operation



## Maximum Ratings

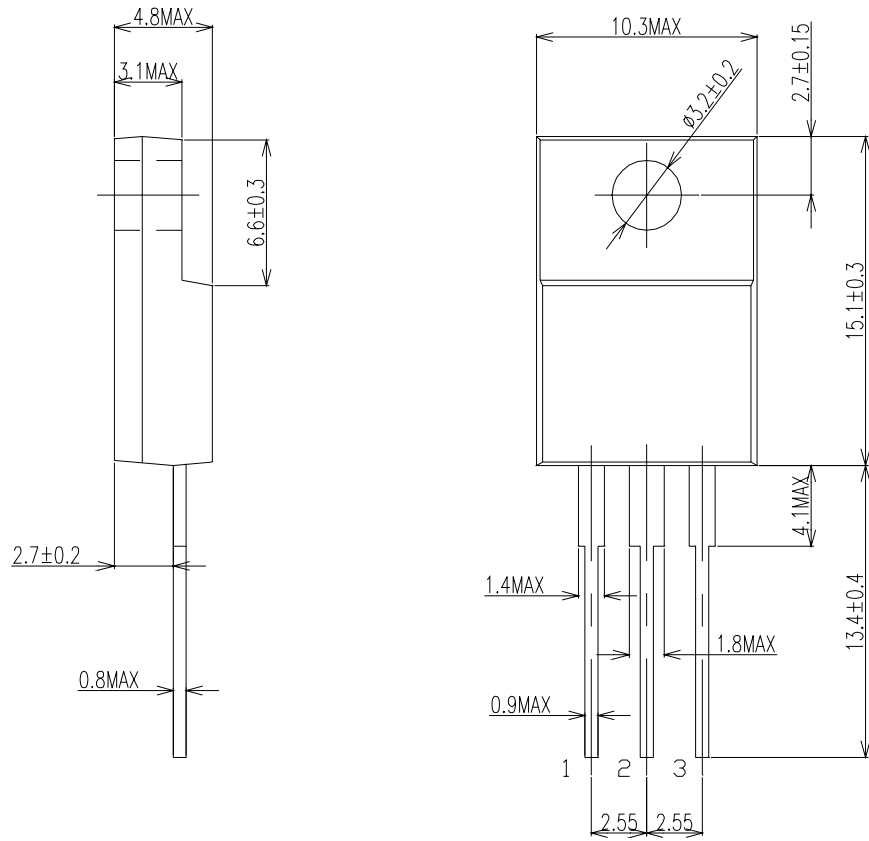
Approx Net Weight: 1.75g

Rating	Symbol	FRH20A15			Unit
Repetitive Peak Reverse Voltage	V <sub>RRM</sub>	150			V
Average Rectified Output Current	I <sub>O</sub>	20	T <sub>c</sub> =120°C	50 Hz Full Sine Wave Resistive Load	A
RMS Forward Current	I <sub>F(RMS)</sub>	22.2			A
Surge Forward Current	I <sub>FSM</sub>	180	50Hz Full Sine Wave ,1cycle Non-repetitive		A
Operating JunctionTemperature Range	T <sub>jw</sub>	-40 to +150			°C
Storage Temperature Range	T <sub>stg</sub>	-40 to +150			°C
Mounting torque	F <sub>tor</sub>	recommended torque = 0.5			N•m

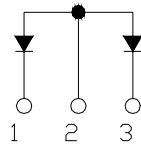
## Electrical • Thermal Characteristics

Characteristics	Symbol	Conditions	Min.	Typ.	Max.	Unit
Peak Reverse Current	I <sub>RM</sub>	T <sub>j</sub> = 25°C, V <sub>RM</sub> = V <sub>RRM</sub> per Arm	-	-	1	mA
Peak Forward Voltage	V <sub>FM</sub>	T <sub>j</sub> = 25°C, I <sub>FM</sub> = 10 A per Arm	-	-	0.90	V
Thermal Resistance	R <sub>th(j-c)</sub>	Junction to Case	-	-	1.5	°C /W
	R <sub>th(c-f)</sub>	Cace to Fin	-	-	1.5	°C /W

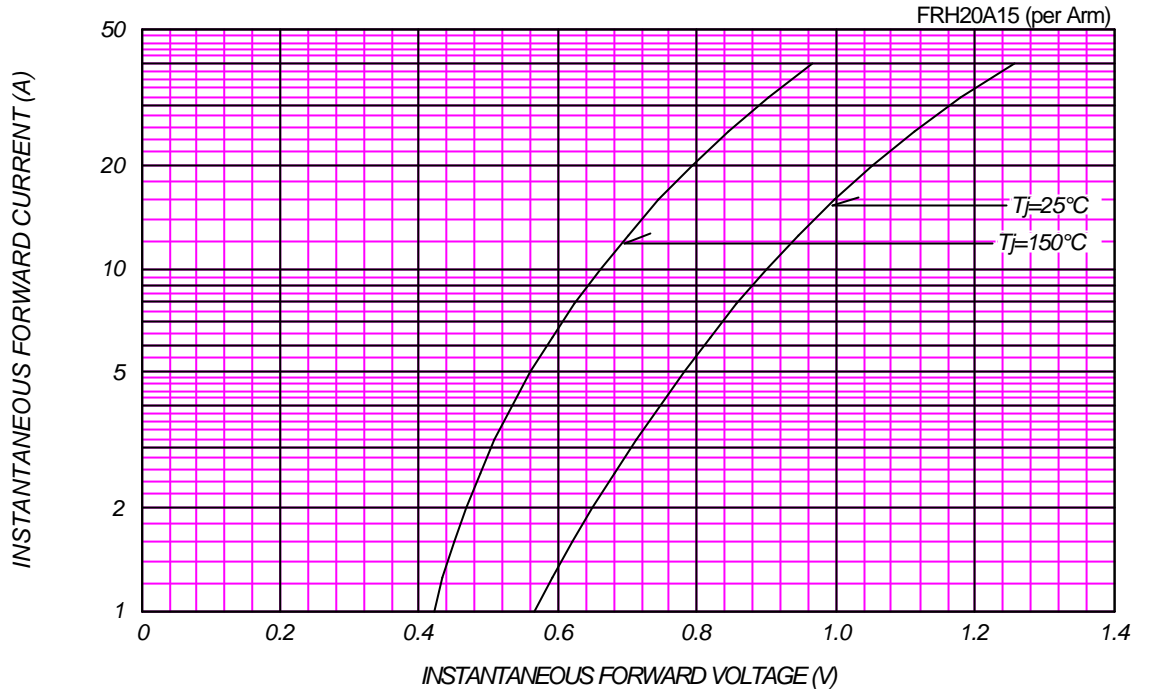
FRH20A15 OUTLINE DRAWING (Dimensions in mm)



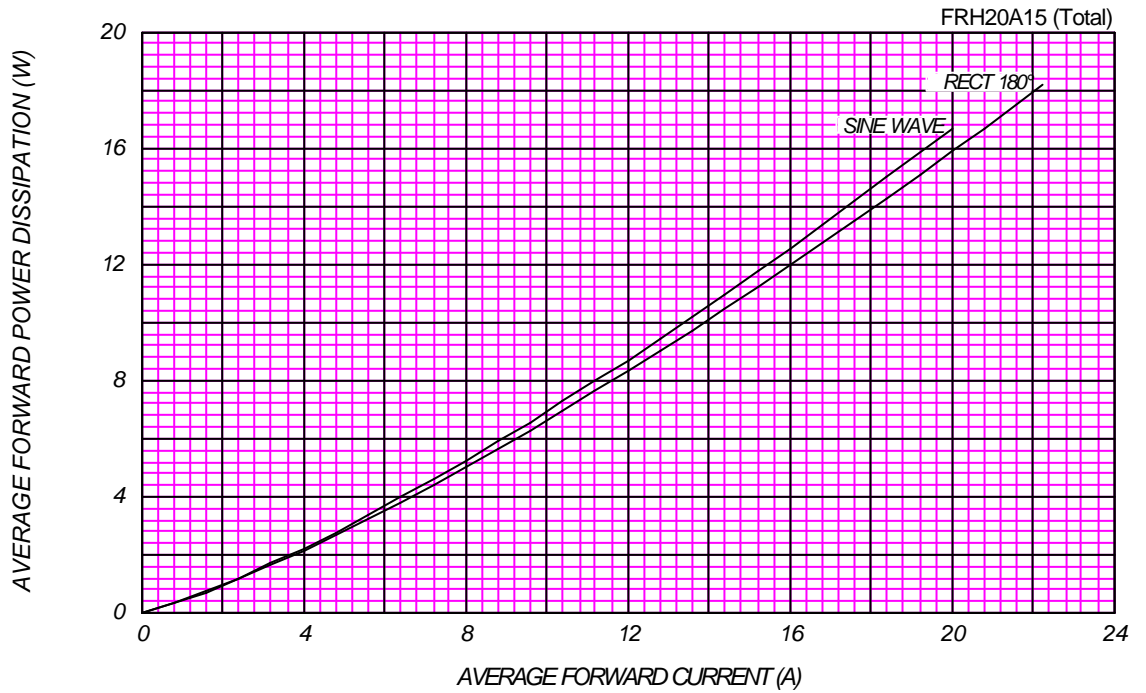
Center Tap  
(R type)



### FORWARD CURRENT VS. VOLTAGE



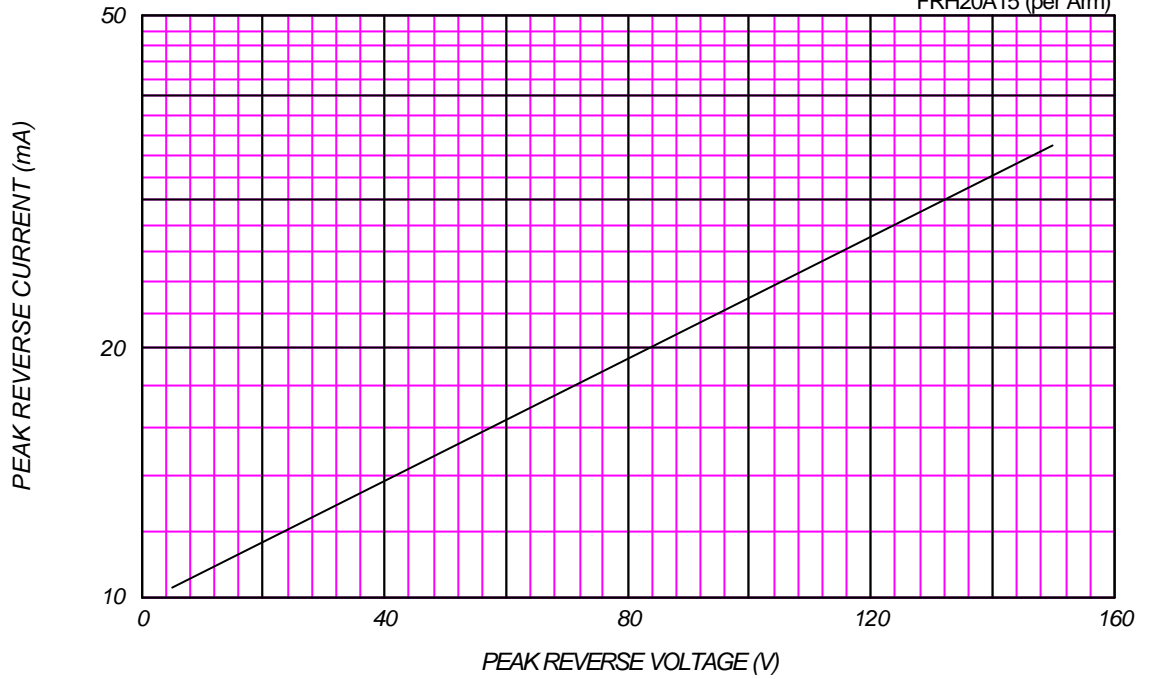
### AVERAGE FORWARD POWER DISSIPATION



PEAK REVERSE CURRENT VS. PEAK REVERSE VOLTAGE

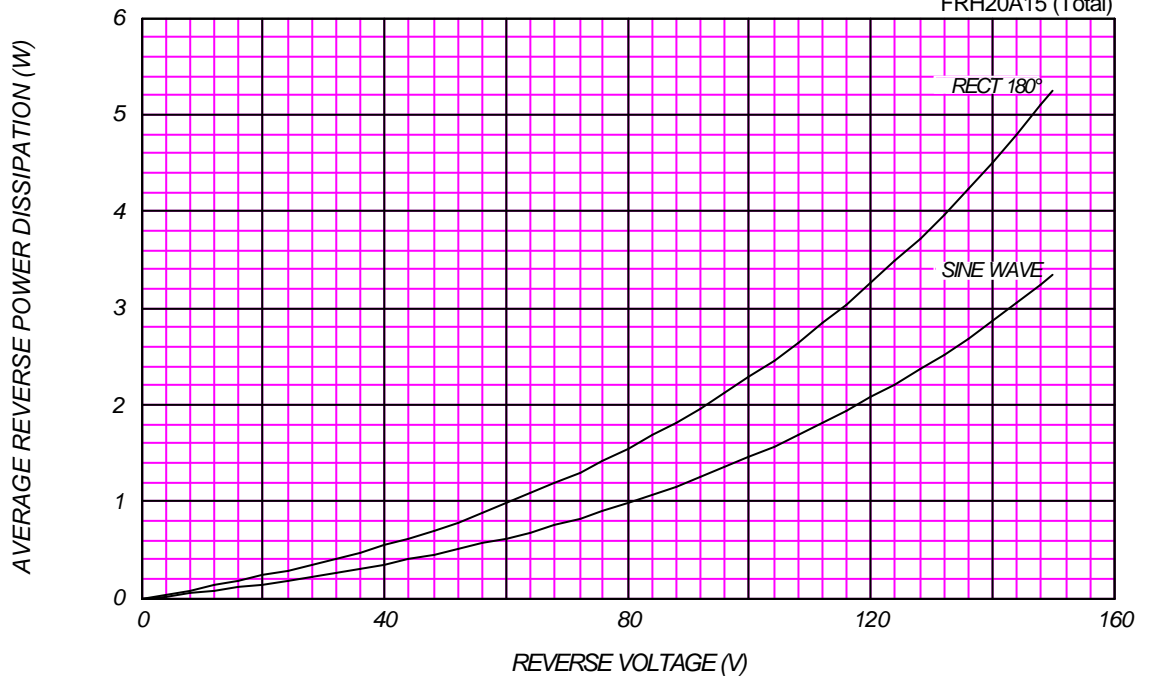
$T_j = 150\text{ }^\circ\text{C}$

FRH20A15 (per Arm)



AVERAGE REVERSE POWER DISSIPATION

FRH20A15 (Total)

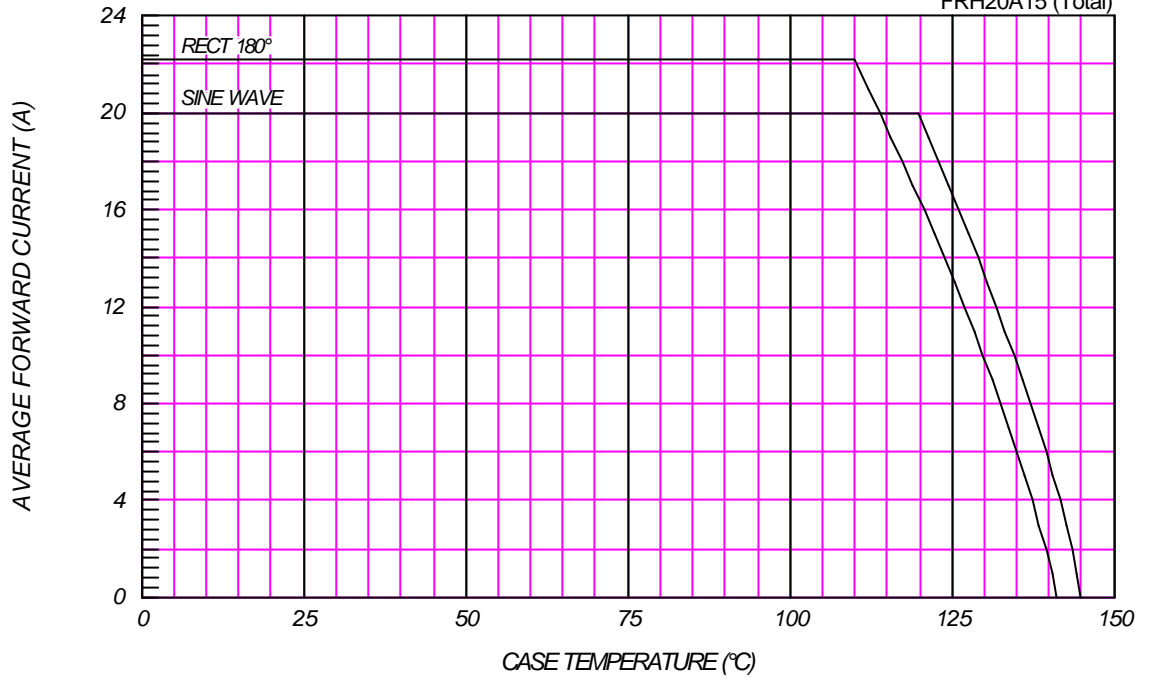




### AVERAGE FORWARD CURRENT VS. CASE TEMPERATURE

$V_{RM} = 150V$

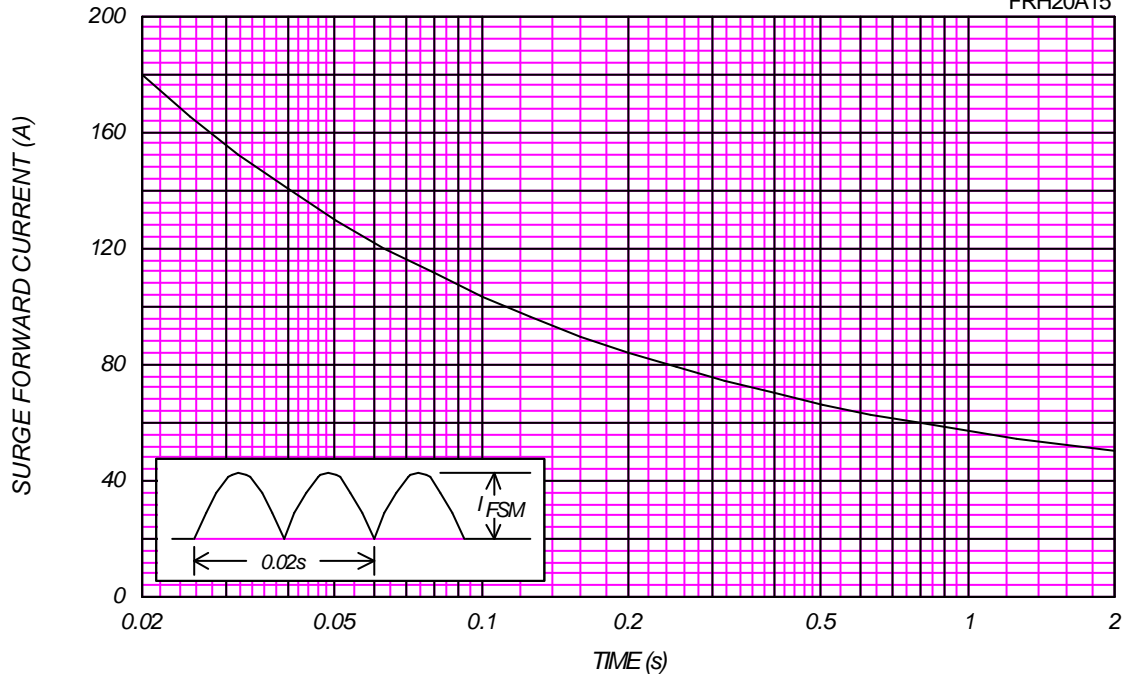
FRH20A15 (Total)



### SURGE CURRENT RATINGS

$f = 50\text{Hz}$ , Sine Wave, Non-Repetitive, No Load

FRH20A15



JUNCTION CAPACITANCE VS. REVERSE VOLTAGE

$T_j=25^\circ\text{C}$ ,  $V_m=20\text{mV}_{\text{RMS}}$ ,  $f=100\text{kHz}$ , Typical Value

FRH20A15 (per Arm)

