

RL201 RL207

普通塑封整流二极管

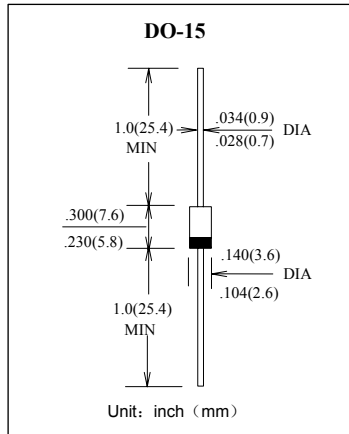
反向电压 50 --- 1000 V

正向电流 2.0 A

General Purpose Plastic Rectifier

Reverse Voltage 50 to 1000 V

Forward Current 2.0 A



特征 Features

- 低的反向漏电流 Low reverse leakage
- 较强的正向浪涌承受能力 High forward surge capability
- 高温焊接保证 High temperature soldering guaranteed:
250°C/10 秒, 0.375" (9.5mm) 引线长度。
250°C/10 seconds, 0.375" (9.5mm) lead length,
- 引线可承受5 磅 (2.3kg) 拉力。 5 lbs. (2.3kg) tension

机械数据 Mechanical Data

- 端子: 镀锡轴向引线 Terminals: Plated axial leads
- 极性: 色环端为负极 Polarity: Color band denotes cathode end
- 安装位置: 任意 Mounting Position: Any

极限值和温度特性 TA = 25°C 除非另有规定。

Maximum Ratings & Thermal Characteristics Ratings at 25°C ambient temperature unless otherwise specified.

	符号 Symbols	RL201	RL202	RL203	RL204	RL205	RL206	RL207	单位 Unit
最大可重复峰值反向电压 Maximum repetitive peak reverse voltage	V _{RRM}	50	100	200	400	600	800	1000	V
最大均方根电压 Maximum RMS voltage	V _{RMS}	35	70	140	280	420	560	700	V
最大直流阻断电压 Maximum DC blocking voltage	V _{DC}	50	100	200	400	600	800	1000	V
最大正向平均整流电流 Maximum average forward rectified current	I _{F(AV)}	2.0							A
峰值正向浪涌电流 8.3ms 单一正弦半波 Peak forward surge current 8.3 ms single half sine-wave	I _{FSM}	70							A
最大反向峰值电流 @TA = 75°C Maximum peak reverse current full cycle	I _{R(AV)}	30							μA
典型热阻 Typical thermal resistance	R _{θJA}	45							°C/W
工作结温和存储温度 Operating junction and storage temperature range	T _J , T _{STG}	-50 --- +150							°C

电特性 TA = 25°C 除非另有规定。

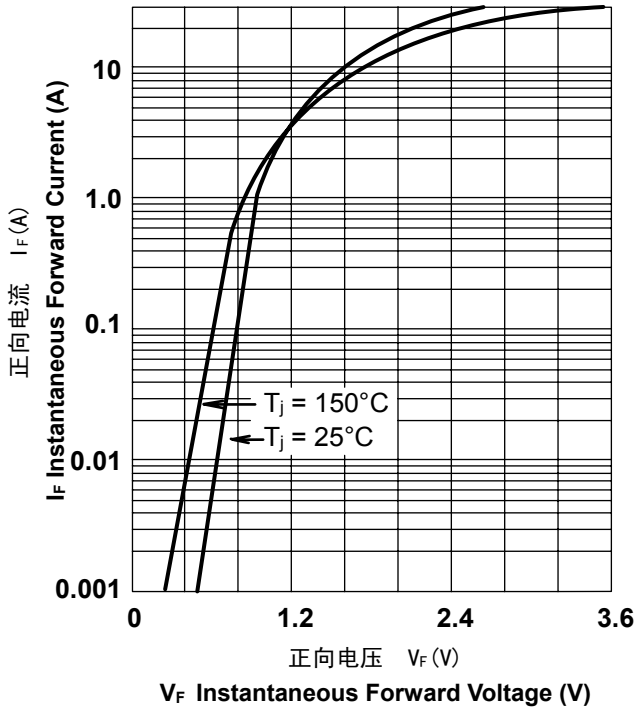
Electrical Characteristics Ratings at 25°C ambient temperature unless otherwise specified.

	符号 Symbols	RL201	RL202	RL203	RL204	RL205	RL206	RL207	单位 Unit
最大正向电压 I _F = 2.0A Maximum forward voltage	V _F	1.1							V
最大反向电流 TA= 25°C Maximum reverse current TA=100°C	I _R	5.0 50							μA
典型结电容 V _R = 4.0V, f = 1MHz Type junction capacitance	C _J	40							pF

特性曲线 Characteristic Curves

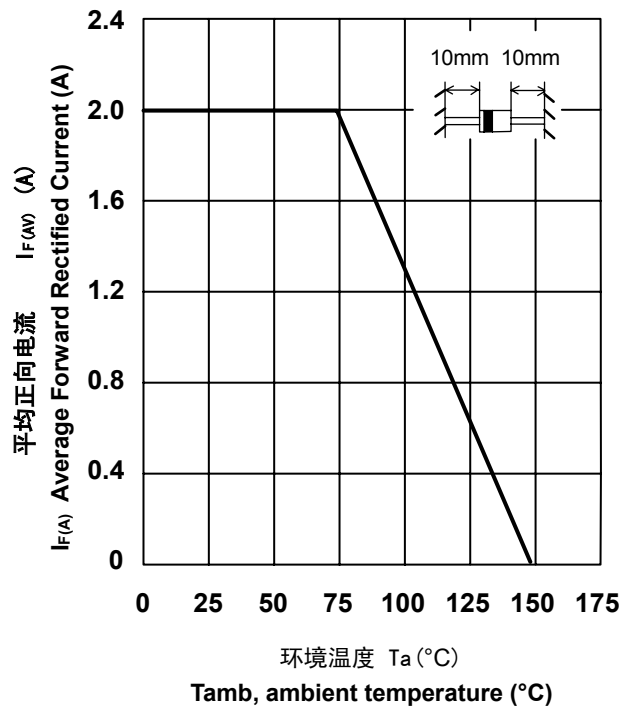
正向特性曲线 (典型值)

TYPICAL FORWARD CHARACTERISTIC



正向电流降额曲线

FORWARD CURRENT DERATING CURVE



浪涌特性曲线 (最大值)

MAXIMUM NON REPETITIVE PEAK FORWARD SURGE CURRENT

